

SUPER GAS

CAR #	CLASS	DRIVER	HOMETOWN	CAR MAKE	ENGINE	INDEX	OV/UN	R.T.	E.T.	M.P.H.	
1	990	SG	ANDY DIBLEY	HIGH WYCOMBE UK	CAMARO	567 CI	09.90	+ .0029	.0636	9.9029	146.22
2	69	SG	JON MORTON	BENSON UK	3RD GEN CA	565 CI	09.90	+ .0041	.4044	9.9041	152.67
3	22	SG	DAVID FULTON	TADLEY UK	NOVA	434 CI	09.90	+ .0044	.0559	9.9044	139.41
4	1	SG	ANDY HARRISON	BEDFORD UK	SIERRA	460 CI	09.90	+ .0079	.0275	9.9079	144.31
5	365	SG	MARK WHITE	HILLINGDON UK	VEGA	500 CI	09.90	+ .0207	.0907	9.9207	132.83
6	1969	SG	COLLIN MORRICE	GREAT ABINGTON UK	CAMARO	555 CI	09.90	+ .0238	.0344	9.9238	148.09
7	205	SG	BOB MOLDEN	LEEDS UK	PEUGEOT	410 CI	09.90	+ .0268	.0958	9.9268	124.46
8	1955	SG	TIM MOORE	BASINGSTOKE UK	CHEVY 55	540 CI	09.90	+ .0338	.0970	9.9338	144.81
9	424	SG	JON GILES	CHICHESTER UK	BROGIE	355 CI	09.90	+ .0584	.0640	9.9584	141.16
10	648	SG	JON TURNER	AYLESFORD UK	BARRACUDA	512 CI	09.90	+ .0782	.1848	9.9782	136.55
11	85	SG	MARC HUXLEY	WORCESTER UK	COROLLA	347 CI	09.90	+ .0967	.0744	9.9967	131.67
12	42	SG	SIMON FULTON	TADLEY UK	FALCON	400 CI	09.90	+ 1.3338	.1396	11.2338	110.99

Best R.T. was ANDY HARRISON + .0275

Best E.T. was ANDY DIBLEY 9.9029

Best MPH was JON MORTON 152.67

----- END OF TSI RACENET SYSTEM QUALIFYING LIST -----

VW PRO

CAR #	CLASS	DRIVER	HOMETOWN	CAR MAKE	ENGINE	INDEX	OV/UN	R.T.	E.T.	M.P.H.	
1	304	VW/PRO	JONATHAN NEWELL	MARKET RASEN UK	CUPRA R	1800 CC	12.00	+ .0268	.5946	12.0268	125.79
2	16	VW/PRO	GRAHAM FAIRHEAD	BUNGAY UK	TYPE 3	1800 CC	11.40	+ .0493	.0348	11.4493	123.04
3	1	VW/PRO	JAMES HODSON	WHITTLESEY UK	GOLF	1781 CC	10.48	+ .0925	.0732	10.5725	134.44
4	54	VW/PRO	CARL GOLDSMITH	IVYCHURCH UK	VW GOLF	1800 CC	10.50	+ .1739	.3257	10.6739	138.95
5	112	VW/PRO	JACOB BAILEY	GREAT CAMBOURNE UK	VW JETTA	3200 CC	09.89	+ .2502	.1038	10.1402	147.62
6	981	VW/PRO	PHILL BLOGG	YORK UK	VW CADDY	2000 CC	12.30	+ .2950	.5892	12.5950	105.40
7	45	VW/PRO	LEE CORDERY	MANEA UK	LEON CUPRA	1800 CC	12.10	+ .3058	.0480	12.4058	106.77
8	36	VW/PRO	LUKE STEVENSON	ROTHWELL UK	DRAGSTER	2781 CC	09.30	+ .3803	.3034	9.6803	129.15
9	156	VW/PRO	PAUL JACKSON	BRISTOL UK	VW LUPO	1870 CC	09.90	+ .3881	.3071	10.2881	133.30
10	281	VW/PRO	DAVE CROWHURST	CRANBROOK UK	BEEBLE	2 CI	09.99	+ .4500	.0499	10.4400	124.40
11	307	VW/PRO	PAUL WALKLATE	CANNOCK UK	VW CADDY	3200 CC	12.00	+ .5619	.6147	12.5619	116.22
12	24	VW/PRO	NOEL SOSSO	NORWICH UK	GOLF	2000 CC	12.99	+ 1.1397	.0717	14.1297	96.92

Best R.T. was LEE CORDERY + .0480

Best E.T. was LUKE STEVENSON 9.6803

Best MPH was JACOB BAILEY 147.62

----- END OF TSI RACENET SYSTEM QUALIFYING LIST -----

ET BIKE

CAR #	CLASS	DRIVER	HOMETOWN	CAR MAKE	ENGINE	INDEX	OV/UN	R.T.	E.T.	M.P.H.	
1	130	ET/B	PETER HARRISON	FRODSHAM UK	DUCATI	944 CC	10.78	+ .0020	.0147	10.7820	122.05
2	432	ET/B	SCOTT COLLIER	CHESTERFIELD UK	SUZUKI	1080 CC	09.65	+ .0130	.0064	9.6630	135.62
3	639	ET/B	BLADE KING	YEOVIL UK	SUZUKI	650 CC	13.00	+ .0143	.4214	13.0143	103.83
4	1	ET/B	PHIL PRATT	FINEDON UK	SUZUKI	988 CC	09.02	+ .0168	.1115	9.0368	149.54
5	985	ET/B	ANNA SASIAK	ST ALBANS UK	HAYABUSA	1300 CC	09.70	+ .0207	.3565	9.7207	146.62
6	3	ET/B	GARY HESTER	LOUDWATER UK	KATANA	1325 CC	08.80	+ .0234	.1824	8.8234	147.65
7	484	ET/B	JAKE BODEN	TEWKESBURY UK	SUZUKI	750 CC	12.58	+ .0318	.5303	12.6118	99.68
8	2	ET/B	PAUL ADAMS	KIDLINGTON UK	GSXR1000	999 CC	09.02	+ .0320	.1311	9.0520	149.09
9	125	ET/B	ROBBIE DOBBIE	S'TON COLDFIELD UK	HONDA SP1	999 CC	10.10	+ .0470	.2065	10.1470	134.40
10	492	ET/B	ALLAN DAVIES	FLORE UK	SUZUKI	1100 CC	12.00	+ .0684	.3714	12.0684	112.73
11	957	ET/B	JACK HARTLEY	RUSH GREEN UK	BUELL	1125 CC	10.22	+ .0715	.0820	10.2915	130.13
12	4	ET/B	DAVE GRUNDY	GT DODDINGTON UK	TRIUMPH	765 CC	10.51	+ .0905	.2000	10.6005	131.78
13	855	ET/B	WILL PICKERING	BARROW FURNESS UK	KAWASAKI	600 CC	11.80	+ .2281	.1954	12.0281	91.05
14	463	ET/B	MICHAEL GOODING	MEOPHAM	TL1000R	1000 CC	09.00	+ .2601	.7054	9.2601	145.73
15	1102	ET/B	CARL HESTER	LOUDWATER UK	SUZUKI	1170 CC	10.80	+ .4486	.5881	11.2486	126.99
16	785	ET/B	MATT JONES	FARNBOROUGH UK	SUZUKI	1200 CC	09.00	+ 1.4499	1.3198	10.4499	143.91

Best R.T. was JACK HARTLEY + .0820

Best E.T. was GARY HESTER 8.8234

Best MPH was PHIL PRATT 149.54

----- END OF TSI RACENET SYSTEM QUALIFYING LIST -----

CAR #	CLASS	DRIVER	HOMETOWN	CAR MAKE	ENGINE	INDEX	OV/UN	R.T.	E.T.	M.P.H.
1	327	SPORT ET STEPHEN WEST	HUNTINGDON UK	NISSAN	O CI	17.51	+ .0084	.2242	17.5184	76.69
2	167	SPORT ET GARY LAKE	RISBOROUGH UK	TRANS AM	350 CI	14.10	+ .0097	.0386	14.1097	95.41
3	68	SPORT ET STEF PATEMAN	HADLEIGH UK	BMW 435I	2979 CC	13.86	+ .0104	.0207	13.8704	99.92
4	864	SPORT ET ALAN MEDLEY	SCUNTHORPE UK	MUSTANG	4600 CC	13.62	+ .0107	.4317	13.6307	99.39
5	816	SPORT ET FELICITY GIBBS	COULDSON UK	MUSTANG	3800 CC	17.12	+ .0143	.2331	17.1343	81.22
6	83	SPORT ET CHRISTOPHER LAYRAM	RUSHDEN UK	FALCON	302 CI	12.65	+ .0161	.0121	12.6661	106.64
7	15	SPORT ET KIRSTY TRAMM	CAMBRIDGE UK	MERCEDES	5000 CC	14.12	+ .0170	.2562	14.1370	98.10
8	919	SPORT ET CHRIS REDSHAW	DARLINGTON UK	MUSTANG	4500 CC	15.64	+ .0195	.0279	15.6595	91.02
9	33	SPORT ET CHRIS CRESWELL	SHARNBROOK UK	FIESTA ST	1600 CC	15.30	+ .0275	.0682	15.3275	92.31
10	25	SPORT ET BRIAN HUXLEY	WORCESTER UK	ROADMASTER	5700 CC	18.90	+ .0383	.0894	18.9383	72.38
11	863	SPORT ET GILL MEDLEY	SCUNTHORPE UK	CHEROKEE	6100 CC	12.61	+ .0457	.3347	12.6557	109.48
12	236	SPORT ET DEBBIE TAYLOR	NORTHALL UK	MUSTANG	4600 CC	14.80	+ .0491	.0990	14.8491	94.41
13	387	SPORT ET GEORGINA SMITH	PYRFORD UK	TOYOTA	3000 CC	15.85	+ .0542	.1373	15.9042	88.03
14	479	SPORT ET ASHLEIGH CLARK	YATELEY UK	RS6	5000 CC	12.00	+ .0543	.8658	12.0543	112.90
15	4189	SPORT ET JANE MCCREARY	RUSHDEN UK	BENS VAN	2000 CC	15.71	+ .0807	.1030	15.7907	83.63
16	19	SPORT ET STEVEN MELLORS	BRIGHTON UK	MX5	1894 CC	16.30	+ .1076	.0638	16.4076	82.26
17	5	SPORT ET HOLLY WALTERS	BRACKLEY UK	MUSTANG	5000 CC	15.40	+ .1262	.0274	15.5262	90.83
18	997	SPORT ET DOMINIC HENSMAN	ALSAGER UK	GOLF	1968 CC	15.90	+ .1416	.3357	16.0416	86.33
19	483	SPORT ET CLIVE DANDRIDGE	OXFORD UK	1969 C15	350 CI	12.79	+ .1606	.2011	12.9506	103.74
20	48	SPORT ET ASHLEY SYMONS	HITCHIN UK	SKYLINE	2500 CC	13.40	+ .3594	.5573	13.7594	105.77
21	107	SPORT ET TROY ATTREE	HORLEY UK	CAMARO Z28	350 CI	12.00	+ 1.7153	.8190	13.7153	97.26

Best R.T. was CHRISTOPHER LAYRAM + .0121

Best E.T. was ASHLEIGH CLARK 12.0543

Best MPH was ASHLEIGH CLARK 112.90

----- END OF TSI RACENET SYSTEM QUALIFYING LIST -----

TSI RACENET SYSTEM
 QUALIFYING LIST
 THROUGH ROUND # 5

2022-04-16 20:07:44

JUNIOR DRAG BIKE

CAR #	CLASS	DRIVER	HOMETOWN	CAR MAKE	ENGINE	INDEX	OV/UN	R.T.	E.T.	M.P.H.	
1	1	JBM	HOLLIE KING	YEOVIL UK	KYMCO	150 CC	11.46	+ .0220	.1496	11.4820	55.42
2	18	JB	ANOUKL BURGERING	HEEMSKERK NL	YAMAHA	125 CC	13.85	+ .0227	.4787	13.8727	38.03
3	2	JBP	CASEY HOLGATE	SOUTHAMPTON UK	HONDA	400 CC	08.25	+ .1200	.1680	8.3700	79.94
4	3	JBP	MEG TALBOT	EVESHAM UK	SUZUKI	500 CC	08.98	+ .1733	.3321	9.1533	71.07
5	7	JB	MAGGIE SMALLMAN	SOUTHAMPTON UK	HONDA	50 CC	14.20	+ .1995	.3727	14.3995	48.10
6	4	JB	LYRA HUMBER	SOUTHAMPTON UK	HONDA	125 CC	15.50	+ .4562	.4332	15.9562	47.94

Best R.T. was HOLLIE KING + .1496

Best E.T. was CASEY HOLGATE 8.3700

Best MPH was CASEY HOLGATE 79.94

----- END OF TSI RACENET SYSTEM QUALIFYING LIST -----

9.50 BIKE

CAR #	CLASS	DRIVER	HOMETOWN	CAR MAKE	ENGINE	INDEX	OV/UN	R.T.	E.T.	M.P.H.	
1	166	SB	CARL THOMAS	GUILDFORD UK	HAYABUSA	1300 CC	09.50	+ .0176	.0693	9.5176	142.48
2	69	SB	PHILIP HARRISON	MILTON KEYNES UK	ZZR1100	1109 CC	09.50	+ .0279	.2252	9.5279	143.39
3	1	SB	RICHARD SAWATZKI	MINEHEAD UK	HAYABUSA	1300 CC	09.50	+ .0282	.0180	9.5282	130.27
4	56	SB	STEVEN JACKSON	MARKET RASEN UK	SUZUKI	1000 CC	09.50	+ .0718	.3638	9.5718	146.23
5	803	SB	ANDY HEAD	BASINGSTOKE UK	HAYABUSA	1340 CC	09.50	+ .0890	.3895	9.5890	143.00
6	46	SB	BRETT CORDELLE	EVESHAM UK	HAYABUSA	1300 CC	09.50	+ .0940	.1690	9.5940	145.71
7	787	SB	DION HARTLEY	WATFORD UK	SUZUKI	1000 CC	09.50	+ .3203	.6170	9.8203	141.65
8	82	SB	DAVE HALL	CHINGFORD UK	SUZUKI	1216 CC	09.50	+ .4165	.1377	9.9165	146.73

Best R.T. was RICHARD SAWATZKI + .0180

Best E.T. was CARL THOMAS 9.5176

Best MPH was DAVE HALL 146.73

----- END OF TSI RACENET SYSTEM QUALIFYING LIST -----

8.50 BIKE

CAR #	CLASS	DRIVER	HOMETOWN	CAR MAKE	ENGINE	INDEX	OV/UN	R.T.	E.T.	M.P.H.	
1	66	SC	CRAIG WRIGHT	PELTON UK	HAYABUSA	1300 CC	08.50	+ .0071	.1311	8.5071	162.47
2	2	SC	ALAN MORRISON	RAMSEY UK	GSXR1000	1000 CC	08.50	+ .0194	.2617	8.5194	157.44
3	1	SC	JAY ROE	MANSFIELD UK	SUZUKI	1000 CC	08.50	+ .0458	.1230	8.5458	128.44
4	310	SC	JOSHUA STUBBINS	SCUNTHORPE UK	SUZUKI	1000 CC	08.50	+ .0594	.1108	8.5594	152.14
5	968	SC	GARY MALONE	WATERLOOVILLE UK	HAYABUSA	1300 CC	08.50	+ .0695	.1056	8.5695	160.75
6	218	SC	STACEY REED	SOUTHEND ON SEA UK	HAYABUSA	1300 CC	08.50	+ .0821	.3547	8.5821	156.95
7	57	SC	JONATHAN HINES	READING UK	HAYABUSA	1340 CC	08.50	+ .0826	.1748	8.5826	161.30
8	464	SC	ANDY HALEY	LEICESTER UK	HAYABUSA	1300 CC	08.50	+ .0885	.2423	8.5885	159.12
9	239	SC	IAN CHRICHLOW	MANSFIELD UK	BUSA	1300 CC	08.50	+ .1007	.2215	8.6007	166.06
10	71	SC	JOE ELLIOTT	DEEPING ST JAME UK	BMW 1000RR	1000 CC	08.50	+ .1870	.1953	8.6870	157.43
11	874	SC	KEITH WRIGHT	DOVER UK	HAYABUSA	1340 CC	08.50	+ .2064	.1488	8.7064	166.08
12	710	SC	DAN DE'ATH	ROCHFORD UK	HAYABUSA	1300 CC	08.50	+ .2107	.1754	8.7107	167.29
13	99	SC	JASMINE CORDELLE	EVESHAM UK	GSXR	1300 CC	08.50	+ .3479	.0618	8.8479	149.56
14	238	SC	MARTIN HALLETT	YEOVIL UK	SUZUKI	1000 CC	08.50	+ .3753	.1618	8.8753	147.67

Best R.T. was JASMINE CORDELLE + .0618

Best E.T. was CRAIG WRIGHT 8.5071

Best MPH was DAN DE'ATH 167.29

----- END OF TSI RACENET SYSTEM QUALIFYING LIST -----

VW SPORTSMAN

CAR #	CLASS	DRIVER	HOMETOWN	CAR MAKE	ENGINE	INDEX	OV/UN	R.T.	E.T.	M.P.H.
1	566	VW/SP	PAUL ROBINSON	WEEDON	AUDI TT	3189 CC	14.68	+ .0209	.5896 14.7009	93.90
2	272	VW/SP	NIGEL GREGSON	FARINGDON UK	OCTAVIA	1800 CC	16.10	+ .0212	.2170 16.1212	90.64
3	454	VW/SP	LAURENCE CLARK	THETFORD UK	BEETLE	2800 CC	13.60	+ .0237	.3050 13.6237	97.27
4	511	VW/SP	DANIEL BOUCHER	EPSOM UK	POLO	1800 CC	13.50	+ .0290	.0221 13.5290	102.40
5	83	VW/SP	DARREN WALSH	WIDNES UK	GOLF GTI	1800 CC	16.73	+ .0331	.0394 16.7631	78.95
6	255	VW/SP	RHYS FINNEY	BUCKINGHAM UK	LUPO	1400 CC	16.90	+ .0362	.3748 16.9362	79.37
7	105	VW/SP	JUSTIN FOLLEY	IRCHESTER UK	MK2 GOLF	1800 CC	14.95	+ .0385	.0033 14.9885	90.69
8	333	VWSPORT	POLLY JUDGE	NORTHAMPTON UK	AUDI TT	1800 CC	15.70	+ .0456	.2369 15.7456	83.79
9	48	VW/SP	EMMA SADLER	MILDENHALL UK	BEETLE	1800 CC	16.30	+ .0498	.7135 16.3498	87.67
10	487	VW/SP	STEVE METCALF	MILTON KEYNES UK	VW BAJA	1779 CC	16.70	+ .0892	.4564 16.7892	76.03
11	172	VW/SP	HAZEL CARTER	SHEFFIELD UK	PASSAT	1800 CC	15.60	+ .0894	.3231 15.6894	95.69
12	360	VW/SP	IAN DANCE	STRATFORD-AVON UK	BEETLE	4565 CC	14.99	+ .0967	.4824 15.0867	91.77
13	220	VW/SP	JAKE FRONDA	SOUTHAMPTON UK	GOLF	7500 CC	18.45	+ .1194	.1953 18.5694	74.53
14	575	VW/SP	LOWRI ANSLOW	KINETON UK	BEETLE	2054 CC	15.50	+ .1277	.4798 15.6277	89.79
15	354	VW/SP	PHILIP JONES	RUGBY UK	A3	1800 CC	14.95	+ .1917	.1841 15.1417	89.25
16	326	VW/SP	MORGAN WILSON	SCARBOROUGH UK	BEETLE	1641 CC	17.40	+ .3066	.0096 17.7066	72.98
17	748	VW/SP	JON CRAWFORD	KETTERING UK	VW GOLF	2800 CC	15.29	+ .3511	.1460 15.6411	87.49
18	131	VW/SP	BRUCE HARVEY	DERBY UK	GOLF	1900 CC	18.10	+ .3596	.0043 18.4596	72.02
19	77	VW/SP	MARTIN AYTON	SUTTON UK	VW POLO	1781 CC	15.76	+ .4423	.0145 16.2023	87.02
20	623	VW/SP	JERRY SADLER	MILDENHALL UK	BEETLE	1800 CC	16.50	+ .7701	.2462 17.2701	80.22
21	355	VW/SP	CONNOR JONES	RUGBY	69 BEETLE	1600 CC	19.25	+ .9240	.0113 20.1740	63.87
22	493	VW/SP	JON GALLANT	BIRMINGHAM UK	SCIROCCO	1800 CC	17.60	+ 1.0061	.3691 18.6061	79.93

Best R.T. was CONNOR JONES + .0113
 Best E.T. was DANIEL BOUCHER 13.5290
 Best MPH was DANIEL BOUCHER 102.40

----- END OF TSI RACENET SYSTEM QUALIFYING LIST -----

JUNIOR DRAGSTER

CAR #	CLASS	DRIVER	HOMETOWN	CAR MAKE	ENGINE	INDEX	OV/UN	R.T.	E.T.	M.P.H.	
1	5	JM/A	MACKENZIE LOVE	BRISTOL UK	DRAGSTER	480 CC	07.90	+ .3856	.0035	8.2856	77.74
2	12	JM/A	LUKE MUGRIDGE	MYTCHETT UK	DRAGSTER	480 CC	07.90	+ 5.5177	.0067	13.4177	44.62
3	10	JM/A	KATIE ELLIS	WEST ON SEA UK	DRAGSTER	500 CC	07.90	+ .2935	.0078	8.1935	78.54
4	1966	JM/A	JACQUELINE BARTLET	BROMLEY UK	DRAGSTER	480 CC	07.90	+ .1597	.0144	8.0597	79.65
5	1	JM/A	HARRY REDSHAW	DARLINGTON UK	ODYSSEY	470 CI	07.90	+ .6025	.0161	8.5025	76.17
6	4	JM/A	PURDIE HADFIELD	HOLLINGWORTH UK	DRAGSTER	480 CC	07.90	+ .1591	.0172	8.0591	79.93
7	18	JM	CHEVROLET CHECKETT	STAFFORDSHIRE UK	DRAGSTER	350 CC	08.90	+ .1617	.0190	9.0617	70.82
8	3	JM/A	FREDDIE TAYLOR	HILLINGDON UK	DRAGSTER	380 CI	07.90	+ .1052	.0194	8.0052	71.27
9	45	JS	DANIEL TODD	LITTLE BUDWORTH UK	DRAGSTER	50 CI	11.90	+ .5034	.0194	12.4034	51.15
10	9	JM/A	HARLEY COULSELL	TAMWORTH UK	DRAGSTER	480 CC	07.90	+ .1666	.0201	8.0666	74.16
11	11	JM/A	LUKE FULTON	TADLEY UK	DRAGSTER	480 CC	07.90	+ .3157	.0205	8.2157	78.95
12	8	JM/A	JESSICA BISHOP	LONG ITCHINGTON UK	DRAGSTER	480 CC	07.90	+ .1051	.0211	8.0051	81.22
13	22	JM	JAKE COOPER	WOLLASTON UK	DRAGSTER	350 CI	08.90	+ .1496	.0288	9.0496	58.73
14	16	JM	DAMION REDSHAW	DARLINGTON UK	DRAGSTER	480 CC	08.90	+ .2021	.0297	9.1021	72.40
15	15	JM/A	DANIEL WEIR	HAVANT UK	DRAGSTER	380 CC	07.90	+ .0347	.0333	7.9347	80.64
16	77	JM/A	LIAM MACDONALD	DUBLIN IE	DRAGSTER	500 CC	07.90	+ .9012	.0378	8.8012	65.16
17	1996	JM/A	LARA BARTLETT	BROMLEY UK	DRAGSTER	480 CC	07.90	+ .0438	.0416	7.9438	80.78
18	24	JM	ADA CASSISI	HINCKLEY UK	DRAGSTER	280 CC	08.90	+ .9216	.0541	9.8216	64.24
19	27	JM/A	ELLIE BROWN	RUSHDEN UK	DRAGSTER	480 CC	07.90	+ .3870	.0554	8.2870	77.19
20	14	JM	KAI COOPER	WOLLASTON UK	DRAGSTER	350 CC	08.90	+ .0914	.0616	8.9914	71.83
21	32	JS	TEDDY HOWE	RUSHDEN UK	DRAGSTER	200 CC	11.90	+ 1.2982	.0989	13.1982	48.88
22	33	JM	GRACE SMITH	STAFFORDSHIRE UK	DRAGSTER	350 CC	08.90	+ .0768	.1186	8.9768	72.04
23	31	JS	NIEVE DEEVEY	EAST FINCHLEY UK	DRAGSTER	206 CC	11.90	+ .9894	.1217	12.8894	50.52
24	17	JS	LOLA-BELLE KENT	HIGHAM FERRERS UK	DRAGSTER	5 CC	11.90	+ .2411	.1665	12.1411	52.69
25	21	JM	TED SULLIVAN	LONDON UK	DRAGSTER	400 CC	08.90	- 8.9000	.2053	.0000	0.00
26	34	JM	HARRY PETERS	HARROGATE UK	DRAGSTER	200 CC	08.90	+ .2208	.2972	9.1208	69.39

Best R.T. was MACKENZIE LOVE + .0035

Best E.T. was TED SULLIVAN .0000

Best MPH was JESSICA BISHOP 81.22

----- END OF TSI RACENET SYSTEM QUALIFYING LIST -----

OUTLAW ANGLIA

CAR #	CLASS	DRIVER	HOMETOWN	CAR MAKE	ENGINE	INDEX	OV/UN	R.T.	E.T.	M.P.H.	
1	88	OA	COLIN MILLER	KINROSS UK	ANGLIA	632 CI	00.00	0.000	.0681	7.0151	192.22
2	507	OA	JON WEBSTER	RUSHDEN UK	ANGLIA	412 CI	00.00	0.000	.0528	7.0674	189.00
3	97	OA	MICK TAYLOR	HILLINGDON UK	FORDSON	540 CI	00.00	0.000	.1337	7.7969	172.41
4	7	OA	ROB STONE	TELFORD UK	ANGLIA	498 CI	00.00	0.000	.1002	8.4326	155.85
5	115	OA	BEN KENNEDY	ESSEX UK	POP	4000 CC	00.00	0.000	.2105	9.6766	137.69
6	86	OA	BARRY WOODFORD	CRADLEY HEATH UK	POPULAR	383 CI	00.00	0.000	.6274	10.2539	129.05
7	68	OA	WAYNE POWER	WOLVERHAMPTON UK	ANGLIA	8800 CC	00.00	0.000	1.0280	10.5497	125.95
8	241	OA	DOUGLAS MCCLURE	WISEBEACH UK	POP	6300 CC	00.00	0.000	.2282	10.6055	126.28

Best R.T. was JON WEBSTER + .0528
 Best E.T. was COLIN MILLER 7.0151
 Best MPH was COLIN MILLER 192.22

----- END OF TSI RACENET SYSTEM QUALIFYING LIST -----

Festival of Power

TSI RACENET SYSTEM
QUALIFYING LIST
THROUGH ROUND # 4

2022-04-16 19:25:19

NOSTALGIA FC

CAR #	CLASS	DRIVER	HOMETOWN	CAR MAKE	ENGINE	INDEX	OV/UN	R.T.	E.T.	M.P.H.	
1	1977	NFCC	TIM GARLICK	SOUTHMINSTER UK	FIREBIRD	426 CI	00.00	0.000	.1710	6.2256	230.48
2	740	NFCC	JAYNE KAY	BURY UK	CAMARO	457 CI	00.00	0.000	.1995	7.4907	198.00
3	1	NFCC	TONY BETTS	BOWERS GIFFORD UK	CAMARO	500CI	00.00	0.000	.7398	8.2988	111.39

Best R.T. was TIM GARLICK + .1710

Best E.T. was TIM GARLICK 6.2256

Best MPH was TIM GARLICK 230.48

----- END OF TSI RACENET SYSTEM QUALIFYING LIST -----

TSI RACENET SYSTEM
QUALIFYING LIST
THROUGH ROUND # 5

2022-04-16 19:19:22

COMP BIKE

CAR #	CLASS	DRIVER	HOMETOWN	CAR MAKE	ENGINE	INDEX	OV/UN	R.T.	E.T.	M.P.H.	
1	9	CB	SHAWN BUTTIGIEG	L-IKLIN MT	HAYABUSA	1300 CC	00.00	0.000	.0315	6.7091	215.12
2	52	CB	GRAHAM DANCE	WROXHAM UK	SUZUKI	1425 CC	00.00	0.000	.3263	7.5448	194.50
3	10	CB	LEONARD PAGET	SOUTHAMPTON UK	SUZUKI	1640 CC	00.00	0.000	.0139	7.6692	167.92
4	2	CB	CHRIS NEARY	HEDNESFORD UK	HAYABUSA	1300 CC	00.00	0.000	.2225	7.8167	179.25
5	24	CB	MICK WINYARD	SPALDING UK	SUZUKI	1216 CC	00.00	0.000	.4335	8.0190	178.52
6	18	CB	JORDAN KENWAY	SOUTHAMPTON UK	HAYABUSA	1300 CC	00.00	0.000	1.2505	8.4090	166.68
7	59	CB	LEO LESTER	WATERLOOVILLE UK	SUZUKI	1300 CC	00.00	0.000	.1634	8.4203	173.74
8	11	CB	ASWIN LE NOBLE	HAARLEM NL	SUZUKI	1100 CC	00.00	0.000	.4305	9.5376	138.63

-- ALTERNATES -- ALTERNATES -- ALTERNATES -- ALTERNATES -- ALTERNATES -- ALTERNATES -- ALTERNATES -- ALTERNATES -- ALTERNATES --

9	170	CB	DAVE THOMAS	LLANELI	ZX12R	1199 CC	00.00	0.000	.1251	10.0626	156.84
---	-----	----	-------------	---------	-------	---------	-------	-------	-------	---------	--------

Best R.T. was SHAWN BUTTIGIEG + .0315

Best E.T. was SHAWN BUTTIGIEG 6.7091

Best MPH was SHAWN BUTTIGIEG 215.12

----- END OF TSI RACENET SYSTEM QUALIFYING LIST -----

TSI RACENET SYSTEM
QUALIFYING LIST
THROUGH ROUND # 4

2022-04-16 19:00:48

FUNNY CAR

CAR #	CLASS	DRIVER	HOMETOWN	CAR MAKE	ENGINE	INDEX	OV/UN	R.T.	E.T.	M.P.H.	
1	392	FC	KEVIN KENT	HIGHAM FERRERS UK	MTE CARLO	500 CI	00.00	0.000	.2677	4.4621	245.47
2	123	FC	JASON PHELPS	RUSHDEN UK	CAMRY	500CI	00.00	0.000	.6305	6.3011	145.35
3	4250	FC	STEVE ASHDOWN	WELLING UK	STRATUS	500 CI	00.00	0.000	.1308	7.6737	100.07
4	1020	FC	KEVIN CHAPMAN	BURY ST EDMUNDS UK	MUSTANG	500 CI	00.00	0.000	.3428	7.9389	82.72

Best R.T. was STEVE ASHDOWN + .1308

Best E.T. was KEVIN KENT 4.4621

Best MPH was KEVIN KENT 245.47

----- END OF TSI RACENET SYSTEM QUALIFYING LIST -----

Festival of Power

TSI RACENET SYSTEM
QUALIFYING LIST
THROUGH ROUND # 5

2022-04-16 18:56:35

TOP FUEL BIKE											
CAR #	CLASS	DRIVER	HOMETOWN		CAR MAKE	ENGINE	INDEX	OV/UN	R.T.	E.T.	M.P.H.
1	3	NEIL MIDGLEY	COLCHESTER	UK	PUMA	1585 CC	00.00	0.000	.4887	5.8656	200.63
2	2	AL SMITH	NOTTINGHAM	UK	PBR ROCKET	1700 CC	00.00	0.000	.1681	6.1291	222.53
3	36	RENE VAN DEN BERG	WORMERVEER	NL	YAMAHA	1200 CC	00.00	0.000	.4005	6.2351	224.52
4	1	STEVE WOOLLATT	GARSTON	UK	PBR	1408 CC	00.00	0.000	.3038	6.7966	156.86

Best R.T. was AL SMITH + .1681

Best E.T. was NEIL MIDGLEY 5.8656

Best MPH was RENE VAN DEN BERG 224.52

----- END OF TSI RACENET SYSTEM QUALIFYING LIST -----

TSI RACENET SYSTEM
 QUALIFYING LIST
 THROUGH ROUND # 6

2022-04-16 18:54:02

PRO MODIFIED

CAR #	CLASS	DRIVER	HOMETOWN	CAR MAKE	ENGINE	INDEX	OV/UN	R.T.	E.T.	M.P.H.	
1	1971	PM	MICHEL TOOREN	ROTTERDAM NL	PLYMOUTH	521 CI	00.00	0.000	.0590	5.9420	243.73
2	101	PM	ANDY ROBINSON	HOOK	CAMARO	522 CI	00.00	0.000	.0683	5.9718	245.39
3	570	PM	NICK DAVIS	SILVERSTONE UK	FIREBIRD	500 CI	00.00	0.000	.1553	6.1284	236.20
4	12	PM	JEAN DULAMON	TARNOS FR	68 CAMARO	908 CI	00.00	0.000	.2592	6.2086	211.09
5	1	PM	KEV SLYFIELD	VERWOOD UK	T/BIRD	521 CI	00.00	0.000	.0878	6.3532	233.64
6	804	PM	ANNIE WALLACE	BEDFORD UK	MUSTANG	886 CI	00.00	0.000	.1363	6.3617	221.14
7	777	PM	WAYNE NICHOLSON	OSSETT UK	CORVETTE	521 CI	00.00	0.000	.3939	11.6976	73.72

Best R.T. was MICHEL TOOREN + .0590

Best E.T. was MICHEL TOOREN 5.9420

Best MPH was ANDY ROBINSON 245.39

----- END OF TSI RACENET SYSTEM QUALIFYING LIST -----

CAR #	CLASS	DRIVER	HOMETOWN	CAR MAKE	ENGINE	INDEX	OV/UN	R.T.	E.T.	M.P.H.	
1	8608	A/SA	DAN WILLAIMS	NORTHAMPTON UK	CHEVELLE	427 CI	10.61	- .7577	.0069	9.8523	130.90
2	61	F/SA	SPENCER TRAMM	CAMBRIDGE UK	CAMARO	350 CI	11.55	- .6190	.0024	10.9310	118.65
3	727	A/A	ROBIN ORTHODOXOU	HOUNSLOW UK	T ALTERED	635 CI	07.45	- .5423	.3841	6.9077	193.02
4	10	SM/A	KEV PERKINS	BASILDON UK	CUTLASS	468 CI	07.99	- .4300	.1561	7.5600	180.53
5	55	SM/A	ROB SMALLWORTH	AYLESBURY UK	CHEVY 55	529 CI	07.99	- .4225	.2810	7.5675	178.44
6	610	CT/VX	ALEX LEISERACH	LANCING UK	SINGLE CAB	2931 CC	09.50	- .4039	1.5387	9.0961	152.14
7	8735	E/SA	NIC WILLIAMS	FLORE UK	COPO CAMAR	396 CI	11.40	- .3381	.7995	11.0619	117.90
8	692	A/A	DAVID SMITH	ALCESTER UK	JAG XKR	615 CI	07.45	+ .2308	.1850	7.6808	179.22
9	276	AB/A	ELAINE HANCOCK	BRISTOL UK	ZEPHYR	565 CI	07.13	+ .5142	.3774	7.6442	177.07
10	73	DD/AT	KEVIN JENKINS	LANGPORT UK	MK1 ESCORT	2000 CC	07.80	+ 1.7435	.2784	9.5435	142.11

Best R.T. was SPENCER TRAMM + .0024

Best E.T. was ROBIN ORTHODOXOU 6.9077

Best MPH was ROBIN ORTHODOXOU 193.02

----- END OF TSI RACENET SYSTEM QUALIFYING LIST -----

TSI RACENET SYSTEM
 QUALIFYING LIST
 THROUGH ROUND # 5

2022-04-16 18:11:52

FUNNY BIKE

CAR #	CLASS	DRIVER	HOMETOWN	CAR MAKE	ENGINE	INDEX	OV/UN	R.T.	E.T.	M.P.H.	
1	1	FB	STUART CRANE	SHERINGHAM UK	SUZUKI GSX	1692 CC	00.00	0.000	.2788	6.4019	212.08
2	4	FB	MARK SMITH	CHANDLERSFORD UK	SUZ GSX	1700 CC	00.00	0.000	.3568	7.2460	185.09
3	14	FB	LOUIS DAVIS	FLORE UK	SUZUKI	1500 CC	00.00	0.000	.1046	7.2536	177.83
4	11	FB	ROGER MOORE	CHELMSFORD UK	SUZUKI YMR	1700 CC	00.00	0.000	.4633	7.7189	162.50
5	3	FB	DAVE PETERS	GAWTHWAITE UK	SUZUKI	1428 CC	00.00	0.000	.2834	7.9249	145.69
6	6	FB	LORCAN PARNELL	KINGS LYNN UK	YAMAHA	1500 CC	00.00	0.000	.1616	8.0906	132.06

Best R.T. was LOUIS DAVIS + .1046

Best E.T. was STUART CRANE 6.4019

Best MPH was STUART CRANE 212.08

----- END OF TSI RACENET SYSTEM QUALIFYING LIST -----

CAR #	CLASS	DRIVER	HOMETOWN	CAR MAKE	ENGINE	INDEX	OV/UN	R.T.	E.T.	M.P.H.	
1	526	SC	ALLAN SCHOFIELD	WIRRAL UK	DRAGSTER	454 CI	08.90	+ .0074	.0954	8.9074	149.18
2	314	SC	STEVEN HUDSON	HERSHAM UK	ALTERED	383 CI	08.90	+ .0333	.0418	8.9333	144.84
3	1	SC	LEAH KELLETT	BOLTON UK	HRC DRAGST	598 CI	08.90	+ .0337	.0526	8.9337	163.66
4	386	SC	MARTIN CURBISHLEY	WHITECROSS UK	ROADSTER	468 CI	08.90	+ .0448	.1120	8.9448	151.11
5	927	SC	RICHARD TUNSTALL	HEMEL HEMPSTEAD UK	ROADSTER	383 CI	08.90	+ .0449	.8172	8.9449	136.04
6	58	SC	DARRYL HOWELLS	MOIRA UK	SLINGSHOT	385 CI	08.90	+ .2781	.3103	9.1781	111.27
7	76	SC	STEVE FIELD	MARLBOROUGH UK	SLINGSHOT	434 CI	08.90	+ .3654	.0683	9.2654	133.63
8	3	SC	PAUL HUDSON	CHESTERFIELD UK	DRAGSTER	565 CI	08.90	+ .9152	.1275	9.8152	148.15

Best R.T. was STEVEN HUDSON + .0418

Best E.T. was ALLAN SCHOFIELD 8.9074

Best MPH was LEAH KELLETT 163.66

----- END OF TSI RACENET SYSTEM QUALIFYING LIST -----

CAR #	CLASS	DRIVER	HOMETOWN	CAR MAKE	ENGINE	INDEX	OV/UN	R.T.	E.T.	M.P.H.	
1	324	S/PRO	JOHN TEBENHAM	WOKING UK	FORD POP	421 CI	08.99	+ .0032	.0490	8.9932	147.58
2	449	S/PRO	PEL NORMAN	WAKEFIELD UK	MK1 CAPRI	638 CI	07.85	+ .0040	.2774	7.8540	171.07
3	450	S/PRO	MARK BAILEY	LUTON UK	BARRACUDA	540 CI	08.72	+ .0041	.3565	8.7241	154.68
4	1	S/PRO	BARRY GILES	FAREHAM UK	DRAGSTER	548 CI	07.37	+ .0047	.0768	7.3747	179.92
5	539	S/PRO	AARON FENSOME	LUTON UK	DRAGSTER	509 CI	07.08	+ .0052	.0426	7.0852	195.53
6	212	S/PRO	PAUL MARSTON	ROMFORD UK	DODGE DART	565 CI	08.88	+ .0071	.2567	8.8871	148.60
7	782	S/PRO	DAVID RUSSELL	CHIDDINGFOLD UK	MARINA VAN	540 CI	08.78	+ .0100	.1576	8.7900	157.90
8	881	S/PRO	PETER WALTERS	MAIDSTONE UK	DRAGSTER	496 CI	07.50	+ .0129	.1002	7.5129	176.42
9	308	S/PRO	MARK TURNER	HARRISEAHEAD UK	SUPRA	496 CI	08.42	+ .0163	.1008	8.4363	157.91
10	474	S/PRO	ASHLEY BELL	GUYHIRN UK	FIREBIRD	582 CI	08.80	+ .0169	.0133	8.8169	156.26
11	90	S/PRO	BILLY GANE	CHELMSFORD UK	VAUXHALL	662 CI	08.57	+ .0196	.3946	8.5896	155.73
12	3001	S/PRO	SCOTT HAUSER	FINEDON UK	DRAGSTER	598 CI	07.35	+ .0222	.1400	7.3722	179.87
13	1969	S/PRO	COLLIN MORRICE	LINTON UK	CAMARO	555 CI	08.98	+ .0251	.0367	9.0051	149.64
14	96	S/PRO	JOE KELLETT	BOLTON	DRAGTSE	598 CI	07.74	+ .0277	.0553	7.7677	171.00
15	59	S/PRO	CALLUM SWINCHATT	LONDON UK	TOPOLINO	400 CI	08.88	+ .0357	.1303	8.9157	143.88
16	5	S/PRO	JOHN ATKINSON	BRACKLEY UK	CORTINA	584 CI	08.40	+ .0501	.1994	8.4501	161.31
17	68	S/PRO	BRIAN PATEMAN	WESTCLIFF UK	FIREBIRD	540 CI	08.85	+ .0566	.0189	8.9066	155.21
18	315	S/PRO	ROBERT DOYLE	BRAINTREE UK	DATSUN	423 CI	08.92	+ .0656	.0215	8.9856	148.07
19	105	S/PRO	RON BARTLETT	LEAMINGTON SPA UK	FORD	584 CI	08.15	+ .0904	.2370	8.2404	163.64
20	66	S/PRO	IAN BROWN	DEVIZES UK	CAMARO	706 CI	07.73	+ .1092	.0106	7.8392	177.78
21	700	S/PRO	PHIL TOPPIN	FELTHAM UK	STINGRAY	468 CI	08.76	+ .1874	.0263	8.9474	150.52
22	914	S/PRO	LEE DARBY	BETTESHANGER UK	31 PICKUP	585 CI	08.25	+ .2209	.0454	8.4709	147.62
23	22	S/PRO	ANDY HADFIELD	HOLLINGWORTH UK	FORD T	600 CI	07.84	+ .5350	.2497	8.3750	165.44
24	200	S/PRO	STEVE JOHNSON	BURRIDGE UK	DRAGSTER	509 CI	07.00	+ 1.3474	.1326	8.3474	126.96
25	543	S/PRO	JACK BREWSTER	BOURNEMOUTH UK	68 F/BIRD	540 CI	07.20	+ 3.0177	.3118	10.2177	85.21

Best R.T. was PHIL TOPPIN + .0263

Best E.T. was AARON FENSOME 7.0852

Best MPH was AARON FENSOME 195.53

----- END OF TSI RACENET SYSTEM QUALIFYING LIST -----

CAR #	CLASS	DRIVER	HOMETOWN	CAR MAKE	ENGINE	INDEX	OV/UN	R.T.	E.T.	M.P.H.	
1	666	SE	ANDY BOND	SWINDON UK	CHEVROLET	665 CI	00.00	0.000	.2868	7.3170	207.24
2	162	SE	ALAN MCSWEENEY	CHESHUNT UK	VOLVO 162	400 CI	00.00	0.000	.4033	7.5961	182.81
3	277	SE	ANTHONY HIGGS	PORTSMOUTH UK	CAPRI	540 CI	00.00	0.000	.2407	8.1255	169.82
4	333	SE	ALAN WILLIAMSON	STOURBRIDGE UK	31 PICKUP	555 CI	00.00	0.000	.4102	8.2765	167.29
5	534	SE	MARK SHERIDAN	WINDLESHAM UK	CUDA	521 CI	00.00	0.000	5.8005	8.8106	141.66
6	226	SE	ASHLEY COOPER	BRILL UK	TRANSIT	400 CI	00.00	0.000	.8181	9.6120	145.77
7	1933	SE	ELLIOT DAY	WORTHING UK	33 WILLYS	377 CI	00.00	0.000	.0323	9.8377	139.06
8	524	SE	NICK HALE	LONG LAWFORD UK	MERC 280	428 CI	00.00	0.000	.1255	10.5248	128.09
9	184	SE	PAUL MORTON	LONDON UK	ZODIAC	602 CI	00.00	0.000	.2157	10.7874	109.11
10	436	SE	NIGEL HALE	BURTON LATIMER UK	CHEV C30	580 CI	00.00	0.000	.6978	11.2823	121.85
11	461	SE	JAMES MURRAY	SOLIHULL UK	CORTINA	5300 CC	00.00	0.000	.4538	11.9386	119.00

Best R.T. was NICK HALE + .1255
 Best E.T. was ANDY BOND 7.3170
 Best MPH was ANDY BOND 207.24

----- END OF TSI RACENET SYSTEM QUALIFYING LIST -----

SUPER STREET BIKE

CAR #	CLASS	DRIVER	HOMETOWN	CAR MAKE	ENGINE	INDEX	OV/UN	R.T.	E.T.	M.P.H.	
1	68	SSB	DANIEL D. LENCSES	JASZBERENY HU	HAYABUSA	1340 CC	00.00	0.000	.2235	6.7760	220.37
2	1	SSB	STEVE VENABLES	DOWNTON UK	HAYABUSA	1340 CC	00.00	0.000	.1235	6.9841	216.99
3	21	SSB	JAKE MECHAELL	HIGHAM FERRERS UK	HAYABUSA	1300 CC	00.00	0.000	.2235	7.0049	204.39
4	2	SSB	ALAN MORRISON JNR	YEOVIL UK	HAYABUSA	1300 CC	00.00	0.000	.1525	7.1062	206.14
5	90	SSB	MARK DAINTY	GLOUCESTERSHIRE UK	HAYABUSA	1300 CC	00.00	0.000	.1281	7.1373	203.49
6	10	SSB	DAVE SMITH	LEISTON UK	HAYABUSA	1340 CC	00.00	0.000	.5208	7.2770	201.51
7	18	SSB	ROSS MORRISON	BROADSTONE UK	HAYABUSA	1300 CC	00.00	0.000	.0966	7.2829	187.44
8	56	SSB	STEPHEN MEAD	WEDMORE UK	HAYABUSA	1300 CC	00.00	0.000	.1047	7.8808	164.29

-- ALTERNATES -- ALTERNATES -- ALTERNATES -- ALTERNATES -- ALTERNATES -- ALTERNATES -- ALTERNATES -- ALTERNATES -- ALTERNATES --

9	66	SSB	STEVE WOOD	SOMPTING UK	HAYABUSA	1300 CC	00.00	0.000	.0535	8.3409	168.53
10	79	SSB	MARGOT SCHMIDT	BREDA NL	HAYABUSA	1300 CC	00.00	0.000	.7571	8.4735	159.60

Best R.T. was STEVE WOOD + .0535
 Best E.T. was DANIEL D. LENCSES 6.7760
 Best MPH was DANIEL D. LENCSES 220.37

----- END OF TSI RACENET SYSTEM QUALIFYING LIST -----

PRO ET

CAR #	CLASS	DRIVER	HOMETOWN	CAR MAKE	ENGINE	INDEX	OV/UN	R.T.	E.T.	M.P.H.	
1	2025	PRO/ET	BRETT FEATHERSTONE	WEELEY UK	67 NOVA	440 CI	09.57	+ .0000	.0833	9.5700	138.57
2	85	PRO/ET	MARC HUXLEY	WORCESTER UK	COROLLA	347 CI	09.99	+ .0016	.1104	9.9916	132.82
3	459	PRO/ET	BAYLEE ASHDOWN	WELLING UK	DRAGSTER	428 CI	10.55	+ .0025	.0645	10.5525	125.79
4	22	PRO/ET	DAVE FULTON	TADLEY UK	NOVA	434 CI	09.47	+ .0056	.1444	9.4756	141.12
5	1089	PRO/ET	NICK MUGRIDGE	MYTCHETT UK	DRAGSTER	1000 CC	11.98	+ .0068	.0067	11.9868	112.46
6	909	PRO/ET	ANDY GARNETT	HEMEL HEMPSTEAD UK	TESLA	0 CC	11.12	+ .0126	.0808	11.1326	117.90
7	554	PRO/ET	AMY WATKINS	WADHURST UK	FIREBIRD	542 CI	09.53	+ .0127	.1737	9.5427	141.62
8	569	PRO/ET	LEIGH MORRIS	NUNEATON UK	JAG E TYPE	3800 CC	10.10	+ .0133	.2312	10.1133	132.18
9	595	PRO/ET	JOHN BEAN	NEW ROMNEY UK	MUSTANG	598 CI	09.53	+ .0141	.3624	9.5441	141.12
10	1420	PRO/ET	WILLIAM CLARK	YATELEY UK	DRAGSTER	1000 CC	09.81	+ .0149	.1442	9.8249	136.52
11	706	PRO/ET	MASON GRIFFITHS	WREXHAM UK	DRAGSTER	5700 CC	09.20	+ .0155	.0237	9.2155	142.97
12	157	PRO/ET	RONNIE MERCER	ST HELENS UK	ANGLIA	363 CI	08.84	+ .0155	.1608	8.8555	149.09
13	864	PRO/ET	ALAN MEDLEY	SCUNTHORPE UK	OLDSMOBILE	383 CI	10.57	+ .0172	.3226	10.5872	125.13
14	915	PRO/ET	DANIEL FULTON	TADLEY UK	FIREBIRD	632 CI	10.23	+ .0196	.3604	10.2496	134.49
15	772	PRO/ET	WARREN WATTS	BURY ST EDMUNDS UK	CAMARO	540 CI	09.10	+ .0207	.4998	9.1207	146.66
16	225	PRO/ET	CHLOE WILKINS	NORTHANTS UK	DRAGSTER	454 CI	09.22	+ .0221	.1241	9.2421	144.33
17	164	PRO/ET	MARIE MILLS	IRCHESTER UK	23T FORD	383 CI	10.44	+ .0334	.0143	10.4734	124.15
18	333	PRO/ET	DALTON SCARLETT	COLCHETSER UK	ZEPHYR	468 CI	09.99	+ .0354	.0376	10.0254	130.18
19	1966	PRO/ET	ADRIAN PORTELLI	DENHAM UK	CHARGER	540 CI	10.73	+ .0397	.0791	10.7697	124.53
20	1	PRO/ET	LEE HUXLEY	WORCESTER UK	MUSTANG	630 CI	09.50	+ .0462	.0711	9.5462	138.95
21	34	PRO/ET	STUART THOMPSON	BLUFF NZ	DUSTER	540 CI	09.82	+ .0492	.0812	9.8692	139.02
22	526	PRO/ET	ALLAN SCHOFIELD	WIRRAL UK	DRGSTER	454 CI	08.87	+ .0512	.2414	8.9212	148.55
23	759	PRO/ET	LAURA BAYNTON	COPTHORNE UK	MK1 CAPRI	383 CI	10.20	+ .0555	.1082	10.2555	129.88
24	541	PRO/ET	SIMON GOUGH	BURNHAM ON CROU UK	CAMARO	582 CI	08.60	+ .0575	.0491	8.6575	155.19
25	602	PRO/ET	PETE DODD	LEICESTER UK	67 CAMARO	598 CI	09.15	+ .0610	.1104	9.2110	148.09
26	648	PRO/ET	JON TURNER	AYLESFORD UK	BARRACUDA	512 CI	10.01	+ .0671	.2305	10.0771	134.01
27	2001	PRO/ET	TOM KAYE	BLACKBURN UK	DRAGSTER	1300 CC	10.39	+ .0685	.0407	10.4585	131.35
28	205	PRO/ET	BOB MOLDEN	LEEDS UK	PEUGEOT	410 CC	09.38	+ .0756	.0446	9.4556	140.31
29	938	PRO/ET	KIERAN TURNER	CONGLETON UK	DODGE	565 CI	10.90	+ .0777	.1718	10.9777	122.82
30	95	PRO/ET	DAN HOLLOWAY	BRACKLEY UK	ALTERED	489 CI	09.05	+ .0902	.0588	9.1402	143.87
31	207	PRO/ET	DAVID RUDD	CHESTER LE ST UK	COBRA	355 CI	09.85	+ .0925	.2322	9.9425	136.95
32	495	PRO/ET	GEOFF COWLEY	EVESHAM UK	NOVA	540 CI	09.30	+ .1068	.0087	9.4068	139.01

-- ALTERNATES -- ALTERNATES -- ALTERNATES -- ALTERNATES -- ALTERNATES -- ALTERNATES -- ALTERNATES -- ALTERNATES -- ALTERNATES --

33	79	PRO/ET	DAVE CHERRETT	WORCESTER UK	FORD A VAN	493 CI	10.00	+ .1108	.0053	10.1108	110.02
34	637	PRO/ET	NEILL WATKINS	WADHURST UK	DODGE	505 CI	11.28	+ .1190	.3757	11.3990	114.64
35	199	PRO/ET	ALFREDO WRATTEN	ROMFORD UK	CAPRI	468 CI	09.00	+ .6330	.0160	9.6330	138.10

Best R.T. was DAVE CHERRETT + .0053

Best E.T. was SIMON GOUGH 8.6575

Best MPH was SIMON GOUGH 155.19

----- END OF TSI RACENET SYSTEM QUALIFYING LIST -----

COMP BIKE

TSI RACENET SYSTEM
 PROGRESSIVE LADDER FOR 8 CARS

2022-04-17
 18:50:41

1 9 SHAWN BUTTIGIEG
 CB + .9268 7.122 196.31

8 11 ASWIN LE NOBLE
 CB + .4065 9.275 132.53

4 2 CHRIS NEARY
 CB + .2153 8.030 150.56

5 24 MICK WINYARD
 CB + .3091 7.999 177.15

2 52 GRAHAM DANCE
 CB + .1141 7.898 193.89

7 59 LEO LESTER
 CB + .2427 8.244 177.81

3 10 LEONARD PAGET
 CB BROKE/ ABORT

6 18 JORDAN KENWAY
 CB + .2364 8.547 164.86

9 7.999
 +.092 127.95

2 7.649
 +.374 181.37

2 8.032
 +.096 176.45

18 8.275
 +.094 164.27

52 BROKE/
 ABORT

18 8.613
 1.142 166.68

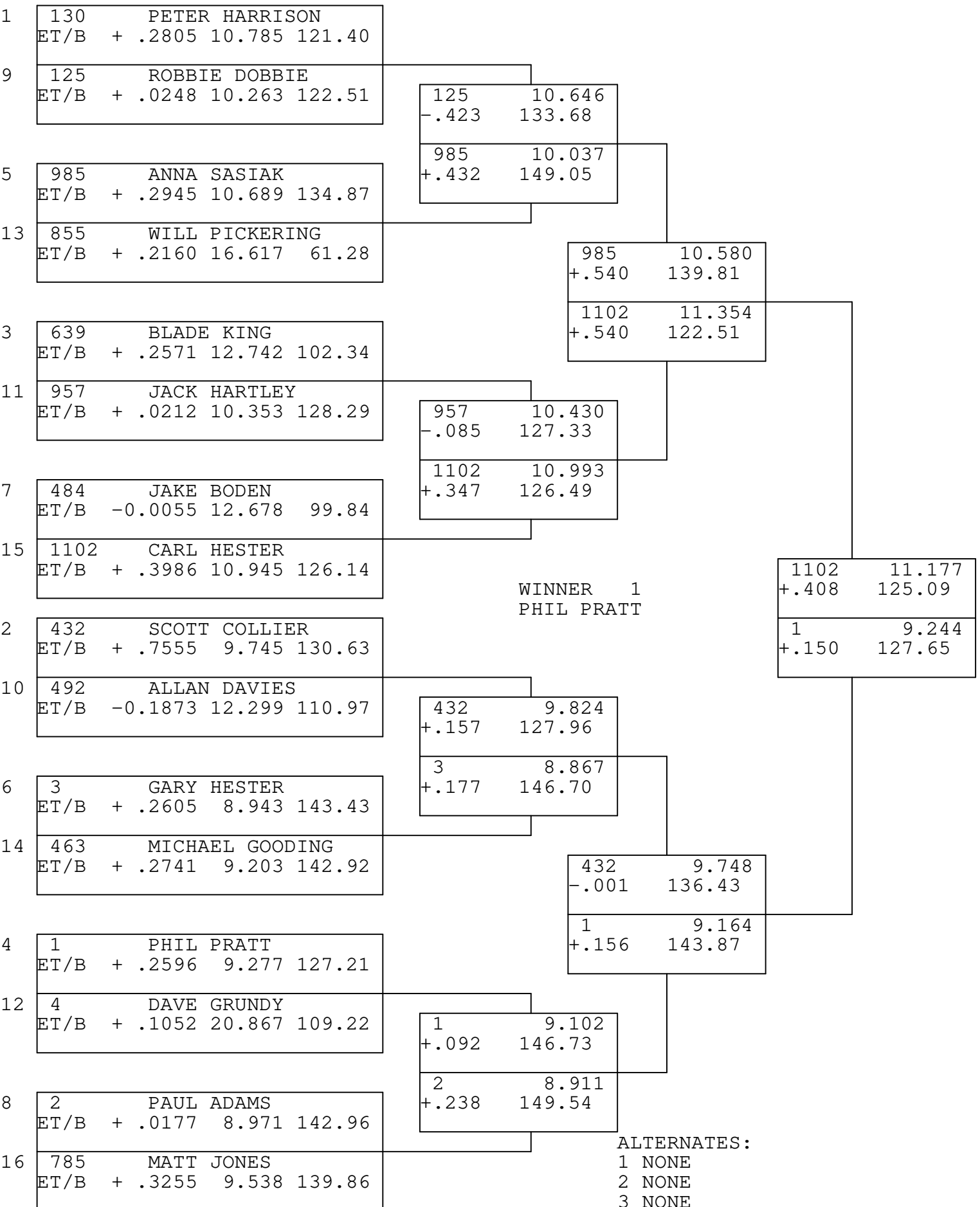
WINNER 2
 CHRIS NEARY

ALTERNATES:
 1 170 DAVE THOMAS
 2 NONE
 3 NONE
 4 NONE

ET BIKE

TSI RACENET SYSTEM
PROGRESSIVE LADDER FOR 16 CARS

2022-04-17
18:49:43



ALTERNATES:
1 NONE
2 NONE
3 NONE

1 526 ALLAN SCHOFIELD
SC + .0804 9.015 147.60

5 927 RICHARD TUNSTALL
SC BROKE/ ABORT

3 1 LEAH KELLETT
SC + .0544 8.929 164.86

7 76 STEVE FIELD
SC + .4098 8.483 125.14

2 314 STEVEN HUDSON
SC + .0462 8.959 134.47

6 58 DARRYL HOWELLS
SC + .1943 8.861 135.74

4 386 MARTIN CURBISHLEY
SC + .1914 9.040 154.74

8 3 PAUL HUDSON
SC + .0776 8.826 140.70

526 9.564
+.115 133.26

1 9.150
+.053 126.31

1 8.915
+.068 164.86

314 8.903
+.000 136.87

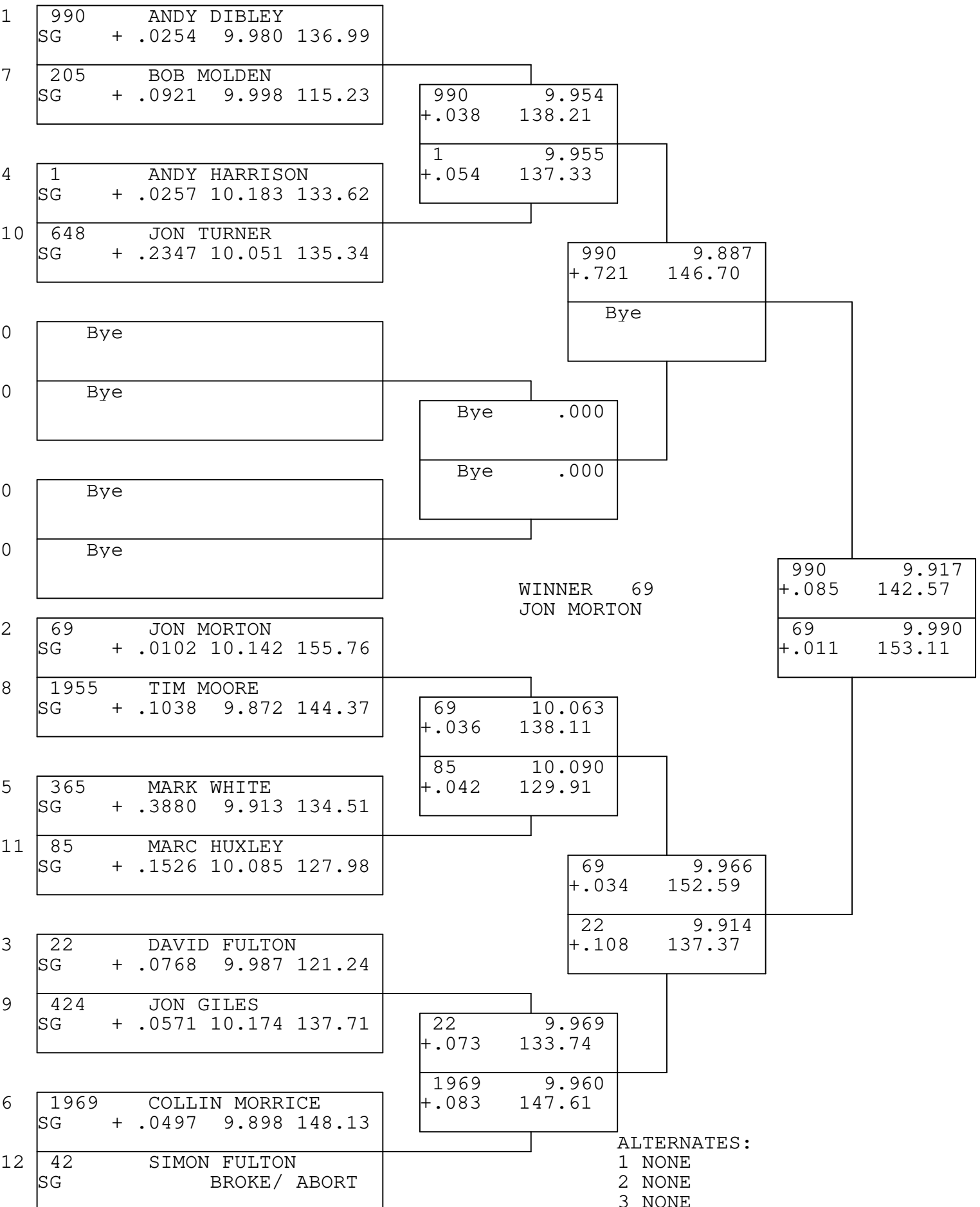
314 8.916
+.062 137.33

386 8.927
+.110 153.70

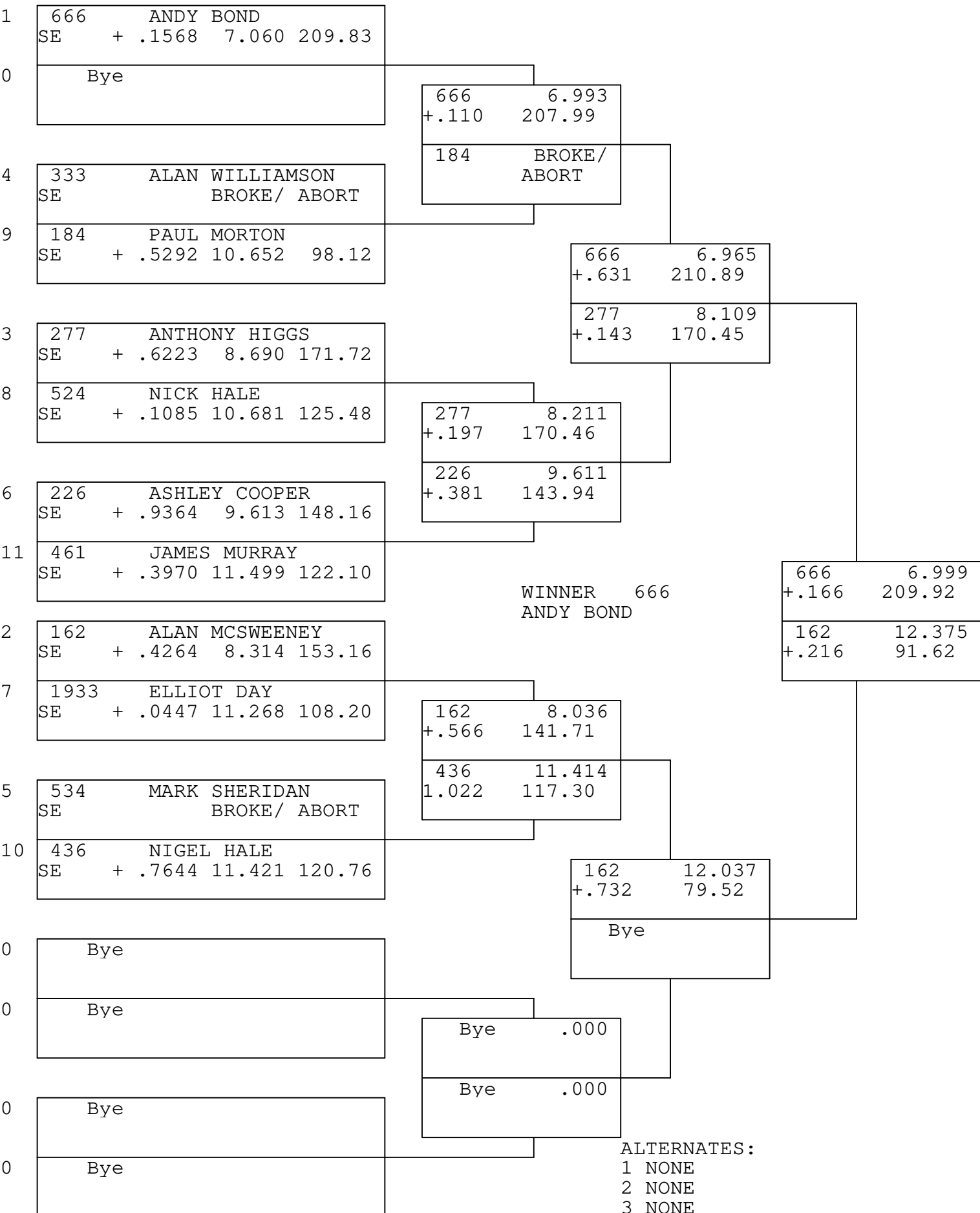
WINNER 314
STEVEN HUDSON

ALTERNATES:

- 1 NONE
- 2 NONE
- 3 NONE
- 4 NONE



ALTERNATES:
1 NONE
2 NONE
3 NONE



1	8608	DAN WILLAIMS
A/SA	+	.1438 10.896 89.03
6	610	ALEX LEISERACH
CT/VX	+	.3175 11.989 118.24

8608	12.087
+.101	75.48
Bye	

Bye		
Bye		

8608	10.676
+.134	89.43
55	7.727
-.001	165.41

3	727	ROBIN ORTHODOXOU
A/A	+	.3651 7.495 127.21
8	692	DAVID SMITH
A/A	+	.2092 7.655 178.44

727	7.159
+.242	188.19
55	7.585
+.000	178.46

5	55	ROB SMALLWORTH
SM/A	+	.2866 7.612 177.79
10	73	KEVIN JENKINS
DD/AT	-	0.0060 7.638 176.42

WINNER 61
SPENCER TRAMM

8608	10.826
-.019	91.57
61	11.144
+.058	100.35

2	61	SPENCER TRAMM
F/SA	+	.0020 11.274 95.22
7	8735	NIC WILLIAMS
E/SA	+	.3132 11.157 110.41

61	11.244
+.143	95.62
10	7.646
-.140	177.11

4	10	KEV PERKINS
SM/A	+	.1547 7.810 168.50
9	276	ELAINE HANCOCK
AB/A		BROKE/ ABORT

61	11.806
-.072	81.84
Bye	

Bye		
Bye		

Bye		.000
Bye		.000


Bye		
Bye		

ALTERNATES:
1 NONE
2 NONE
3 NONE

1	88	COLIN MILLER							
	OA		BROKE/	ABORT					
8	241	DOUGLAS MCCLURE							
	OA	+ .2476	10.897	119.60					
					241	11.423			
					+ .396	114.49			
4	7	ROB STONE							
	OA	+ .0833	8.779	147.12					
					7	8.512			
					+ .094	155.76			
5	115	BEN KENNEDY							
	OA		BROKE/	ABORT					
					7	8.361			
					+ .143	156.86			
					507	8.368			
					+ .027	115.24			
									WINNER 507
2	507	JON WEBSTER							
	OA	+ .1399	7.083	188.86					
7	68	WAYNE POWER							
	OA	+ .5084	10.546	125.49					
					507	7.063			
					+ .103	188.91			
3	97	MICK TAYLOR							
	OA	+ .1706	8.103	167.28					
					97	10.095			
					+ .151	103.82			
6	86	BARRY WOODFORD							
	OA	-0.2934	11.077	123.74					

ALTERNATES:

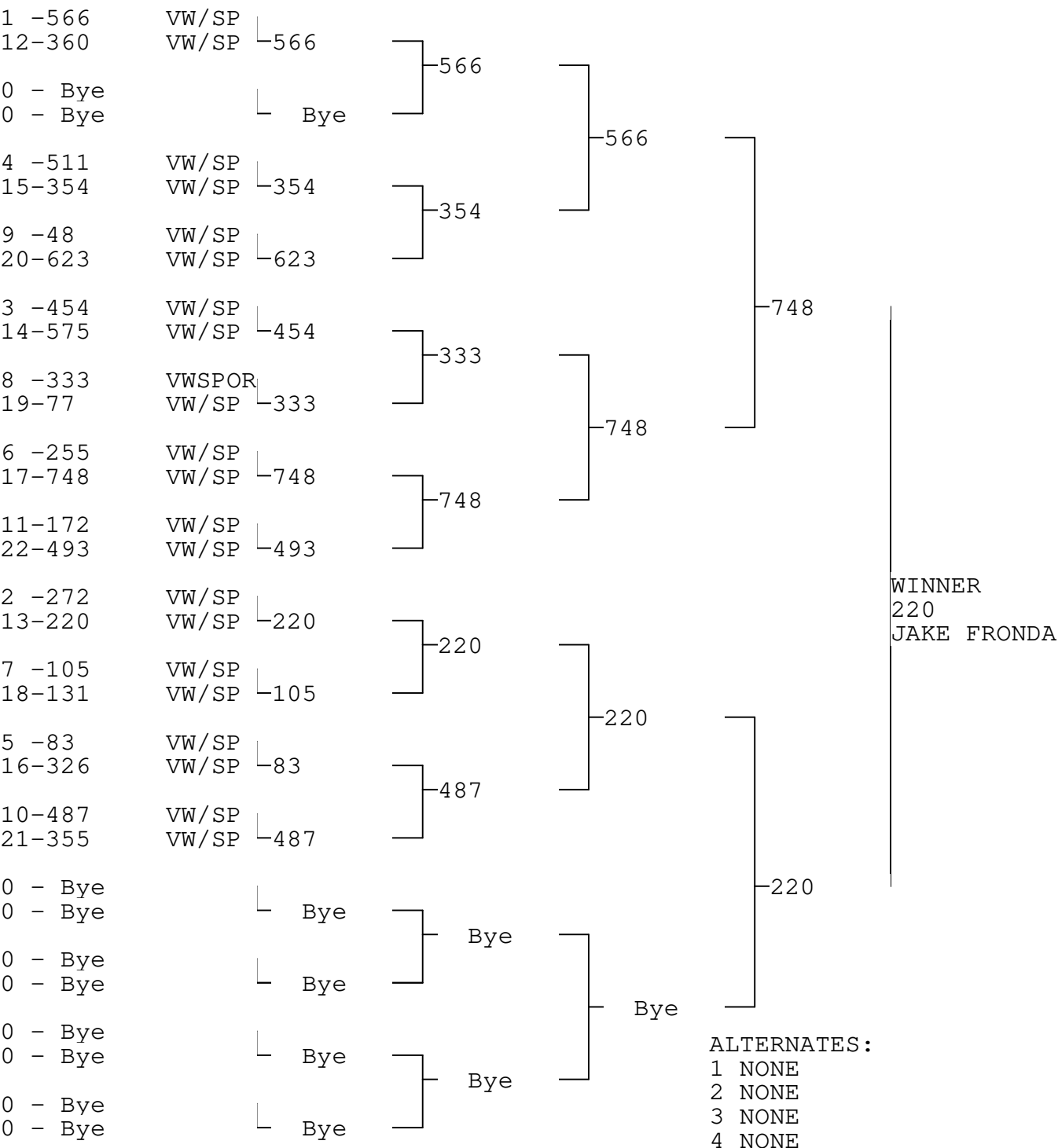
- 1 NONE
- 2 NONE
- 3 NONE
- 4 NONE



VW SPORTSMAN

TSI RACENET SYSTEM
PROGRESSIVE LADDER FOR 22 CARS

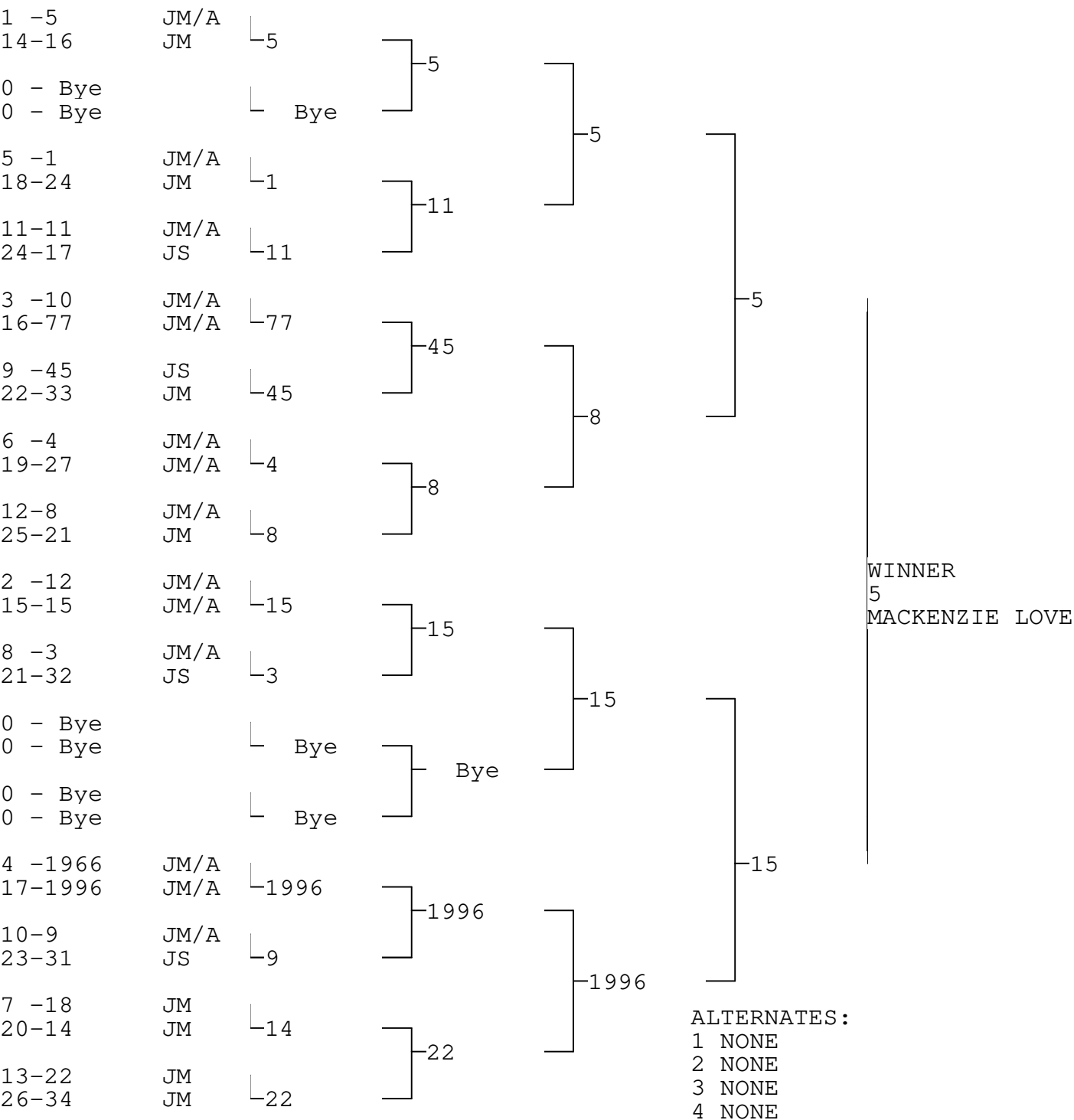
2022-04-17
18:40:56



JUNIOR DRAGSTER

TSI RACENET SYSTEM
PROGRESSIVE LADDER FOR 26 CARS

2022-04-17
18:39:19



1 68 DANIEL D. LENCSES
SSB + .2390 7.145 206.26

8 56 STEPHEN MEAD
SSB BROKE/ ABORT

68 6.888
+.081 219.30

4 2 ALAN MORRISON JNR
SSB + .1134 9.412 109.50

66 9.253
+.185 154.75

5 66 STEVE WOOD
SSB + .0604 8.896 158.49

68 12.109
-.000 64.16

WINNER 1
STEVE VENABLES

2 1 STEVE VENABLES
SSB + .1623 6.917 222.31

1 6.896
+.063 214.82

7 18 ROSS MORRISON
SSB BROKE/ ABORT

1 6.972
+.083 213.95

3 21 JAKE MECHAELL
SSB BROKE/ ABORT

10 7.381
+.213 203.48

6 10 DAVE SMITH
SSB + .4738 7.502 198.81

ALTERNATES:

- 1 66 STEVE WOOD
- 2 79 MARGOT SCHMIDT
- 3 NONE
- 4 NONE

1	66 SC	CRAIG WRIGHT + .1283 8.693 156.84				
8	464 SC	ANDY HALEY + .1461 8.520 159.64	464 1.408	BROKE/ ABORT		
0		Bye		Bye		
0		Bye				
3	1 SC	JAY ROE -0.0286 8.280 159.04			464 +.464	8.744 156.84
10	71 SC	JOE ELLIOTT + .1507 8.692 152.64	71 +.138	9.360 103.61		
6	218 SC	STACEY REED + .3252 8.492 158.51	218 +.194	8.671 141.24		
13	99 SC	JASMINE CORDELLE BROKE/ ABORT				
2	2 SC	ALAN MORRISON + .1925 8.548 155.22				
9	239 SC	IAN CHRICHLow + .1266 8.631 151.12	2 +.364	8.464 152.64		
5	968 SC	GARY MALONE + .2072 8.673 160.74	968	BROKE/ ABORT		
12	710 SC	DAN DE'ATH + .2444 9.439 145.27			2 +.210	8.823 123.74
4	310 SC	JOSHUA STUBBINS +1.9098 9.642 107.78				
11	874 SC	KEITH WRIGHT + .6038 8.903 165.46			874 +.194	8.738 144.37
7	57 SC	JONATHAN HINES + .5050 9.571 154.19				
14	238 SC	MARTIN HALLETT BROKE/ ABORT				

WINNER 218
 STACEY REED

ALTERNATES:
 1 NONE
 2 NONE
 3 NONE
 4 NONE

9.50 BIKE

TSI RACENET SYSTEM
 PROGRESSIVE LADDER FOR 8 CARS

2022-04-17
 18:34:32

1	166	CARL THOMAS
SB	+ .0772	9.424 141.62

5	803	ANDY HEAD
SB	+ .3155	9.263 143.46

166	9.470
+ .060	142.53

3	1	RICHARD SAWATZKI
SB	+ .1408	9.756 114.48

1	9.608
+ .068	120.28

7	787	DION HARTLEY
SB	+ .5142	10.454 141.14

1	9.646
+ .138	129.57

WINNER 1
 RICHARD SAWATZKI

2	69	PHILIP HARRISON
SB	+ .2053	9.621 125.47

69	9.623
+ .164	145.28

6	46	BRETT CORDELLE
SB	+ .1474	10.018 141.68

69	9.756
+ .130	146.76

4	56	STEVEN JACKSON
SB	+ .4243	10.251 153.11

82	9.929
+ .102	107.81

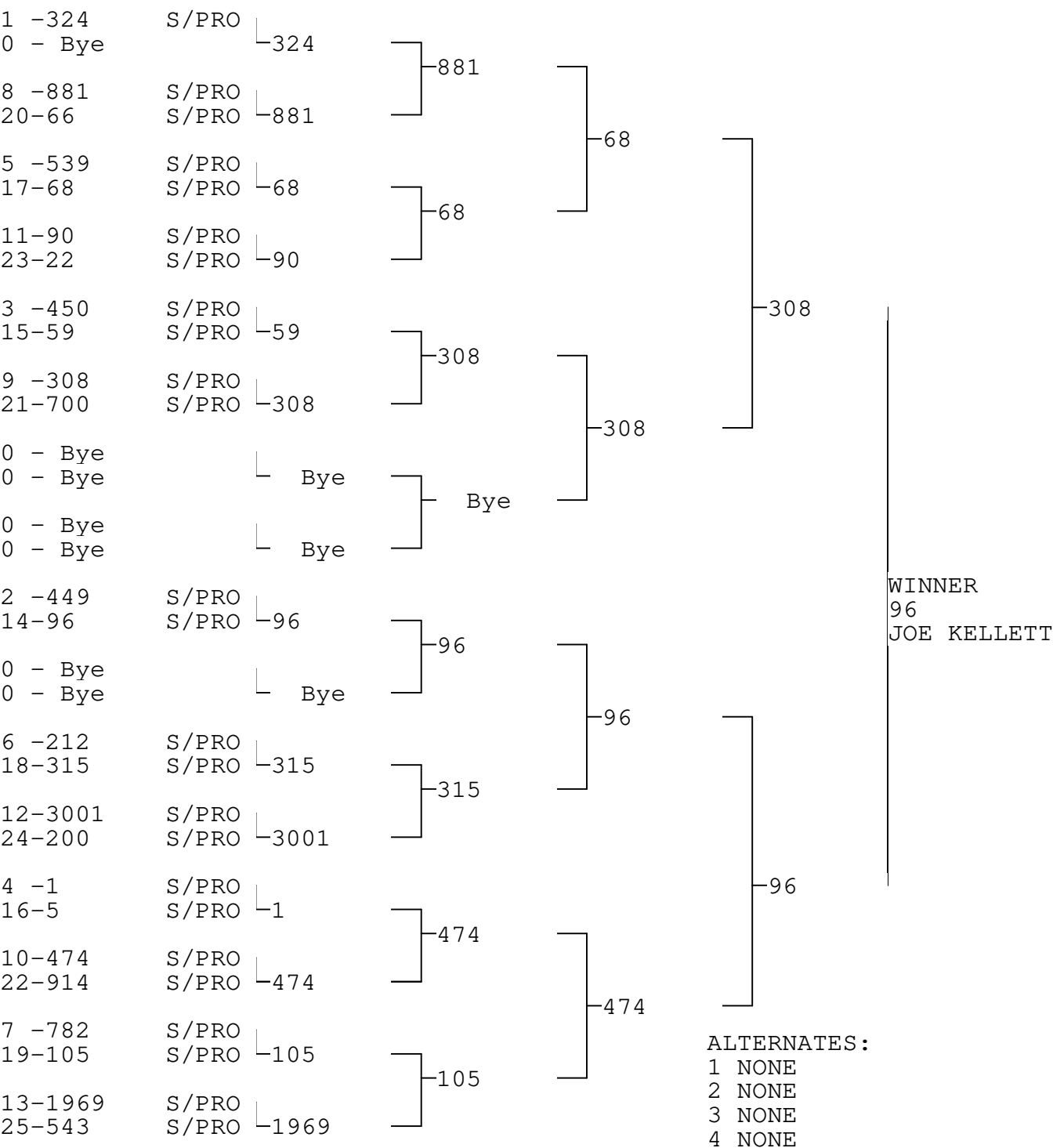
8	82	DAVE HALL
SB	+ .1208	9.543 131.43

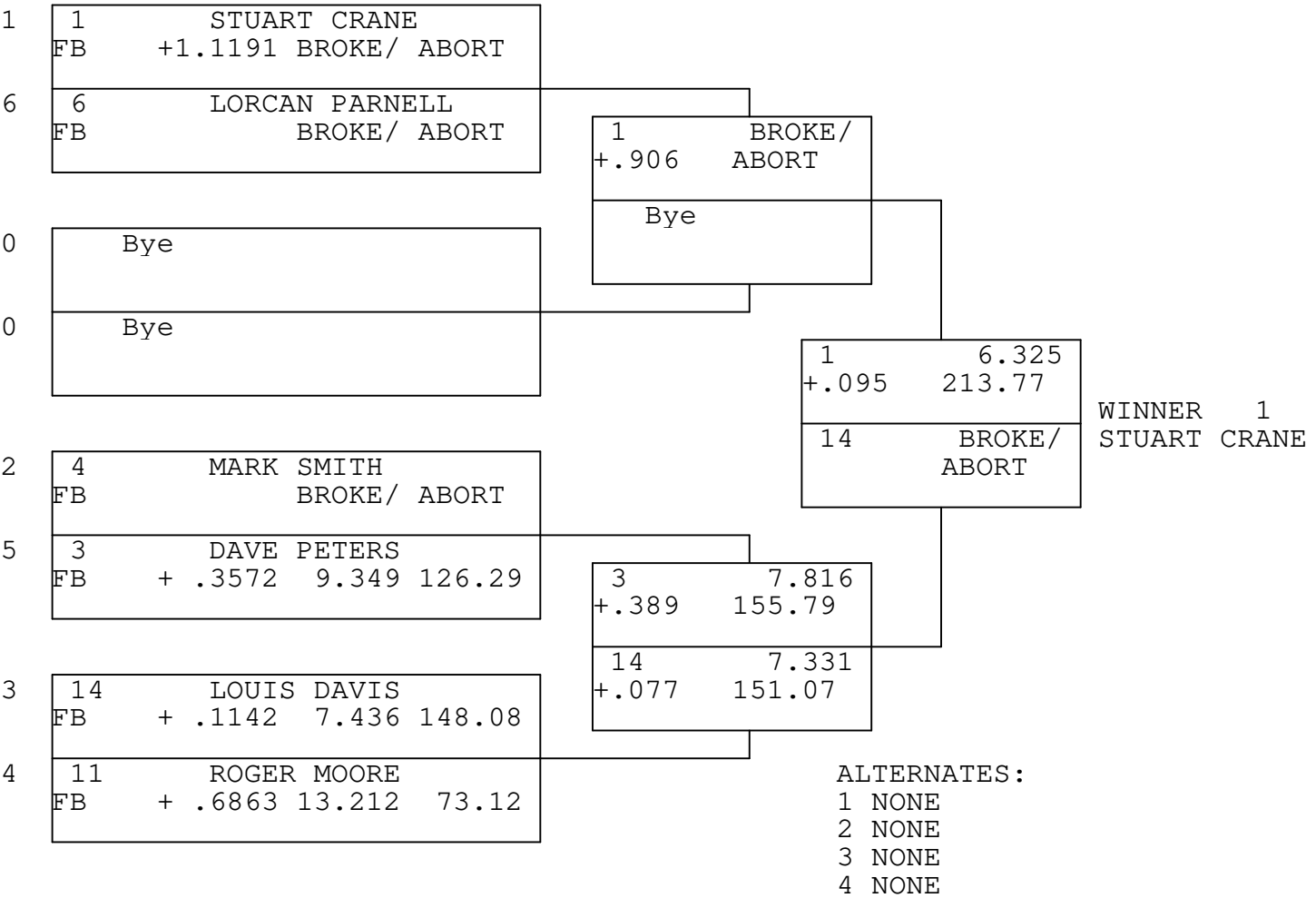
ALTERNATES:
 1 NONE
 2 NONE
 3 NONE
 4 NONE

SUPER PRO ET

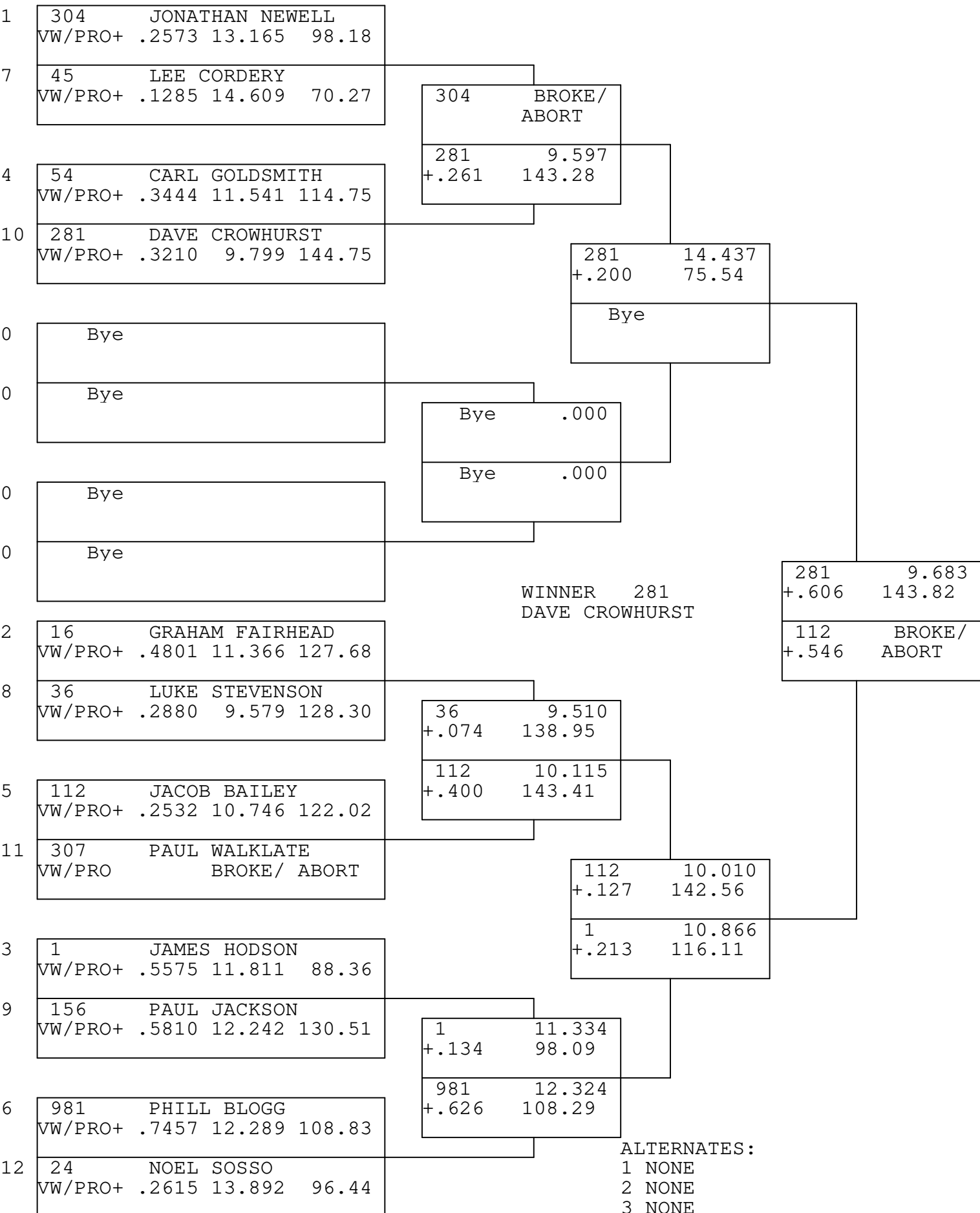
TSI RACENET SYSTEM
PROGRESSIVE LADDER FOR 25 CARS

2022-04-17
18:33:36






1	1	HOLLIE KING							
	JBM	+	.2600	11.650	52.64				
4	3	MEG TALBOT							
	JBP	+	.3283	8.178	78.18				
						1	11.677		
						+.163	54.24		
0		Bye							
0		Bye							
						1	11.702		
						+.154	50.98		
								WINNER 1	
2	18	ANOUKL BURGERING				2	8.739		HOLLIE KING
	JB	+	.4226	14.119	38.10	+.442	78.61		
5	7	MAGGIE SMALLMAN							
	JB	+	.4928	14.637	47.75				
						18	13.675		
						+.223	38.10		
3	2	CASEY HOLGATE				2	13.018		
	JBP	+	.3548	8.445	78.02	+.413	71.36		
6	4	LYRA HUMBER							
	JB	+	.6523	16.033	44.14				
								ALTERNATES:	
								1 NONE	
								2 NONE	
								3 NONE	
								4 NONE	



PRO ET

TSI RACENET SYSTEM
PROGRESSIVE LADDER FOR 32 CARS

2022-04-17
18:27:35



TOP FUEL BIKE

TSI RACENET SYSTEM
 PROGRESSIVE LADDER FOR 4 CARS

2022-04-17
 18:22:17

1 3 NEIL MIDGLEY
 TFB BROKE/ ABORT

4 1 STEVE WOOLLATT
 TFB + .2265 6.681 171.10

2 2 AL SMITH
 TFB + .4830 6.666 151.56

3 36 RENE VAN DEN BERG
 TFB BROKE/ ABORT

1 6.446
 +.175 192.11
 2 BROKE/
 ABORT

WINNER 1
 STEVE WOOLLATT

ALTERNATES:

- 1 NONE
- 2 NONE
- 3 NONE
- 4 NONE

1 1977 TIM GARLICK
NFCC BROKE/ ABORT

0 Bye

Bye
1 6.161
+.286 233.76

WINNER 1
TONY BETTS

2 740 JAYNE KAY
NFCC BROKE/ ABORT

3 1 TONY BETTS
NFCC + .2730 6.359 200.56

ALTERNATES:
1 NONE
2 NONE
3 NONE
4 NONE

1	1971	MICHEL TOOREN
PM	+ .3475	9.656 88.19
0	Bye	

1971	5.969
+.007	242.75

4	12	JEAN DULAMON
PM	+ .3811	6.003 240.30
5	1	KEV SLYFIELD
PM	+ .1045	5.976 239.97

1	7.835
+.133	119.94

1971	6.062
+.059	230.20

WINNER 1971
MICHEL TOOREN

2	101	ANDY ROBINSON
PM	BROKE/ ABORT	
7	777	WAYNE NICHOLSON
PM	+ .1398	6.172 231.37

570	6.035
+.093	237.76

777	6.224
+.130	232.77

3	570	NICK DAVIS
PM	+ .1570	6.053 241.13
6	804	ANNIE WALLACE
PM	BROKE/ ABORT	

570	6.154
+.096	241.22

ALTERNATES:
1 NONE
2 NONE
3 NONE
4 NONE

FUNNY CAR

TSI RACENET SYSTEM
 PROGRESSIVE LADDER FOR 4 CARS

2022-04-17
 16:41:33

1 392 KEVIN KENT
 FC + .1503 5.791 122.18

4 1020 KEVIN CHAPMAN
 FC + .5565 4.461 237.76

1020 4.940
 +.333 159.69

WINNER 1020
 KEVIN CHAPMAN

2 123 JASON PHELPS
 FC BROKE/ ABORT

4250 5.725
 1.403 98.39

3 4250 STEVE ASHDOWN
 FC + .1560 5.669 146.75

ALTERNATES:

- 1 NONE
- 2 NONE
- 3 NONE
- 4 NONE

Festival of Power

TSI SYSTEM
ELIMINATION ROUND 1

2022-04-17 10:40:15

				22	JUNIOR	DRAGSTER		
Results	CarNum	Driver	R.T.	E.T.	O/U	INDEX	MPH	
Win	11	LUKE FULTON	+ 0.0812	8.2268	0.0268	08.20	78.67	
Foul	17	LOLA-BELLE KENT	- 0.0764	12.1329	0.1329	12.00	52.70	
	32	TEDDY HOWE	+ 0.1295	13.5472	0.4272	13.12	47.69	
Win	3	FREDDIE TAYLOR	+ 0.1472	7.9830	0.0830	07.90	77.74	
Win	14	KAI COOPER	+ 0.0665	9.1226	0.1326	08.99	71.23	
Foul	18	CHEVROLET CHECKETT	- 0.0117	9.0502	0.0802	08.97	71.83	
Foul	24	ADA CASSISI	- 0.1663	10.0480	0.2480	09.80	60.38	
Win	1	HARRY REDSHAW	+ 0.3230	8.5841	0.0641	08.52	75.16	
	16	DAMION REDSHAW	+ 0.3692	9.1544	0.0144	09.14	71.34	
Win	5	MACKENZIE LOVE	+ 0.1298	8.3106	0.0606	08.25	77.21	
	34	HARRY PETERS	+ 0.5013	9.0095	0.0595	08.95	70.24	
Win	22	JAKE COOPER	+ 0.0273	8.9175	0.0075	08.91	70.38	
	21	TED SULLIVAN	+ 0.3837	.	-8.9000	08.90	0.00	
Win	8	JESSICA BISHOP	+ 0.1411	8.0751	0.1451	07.93	78.85	
	27	ELLIE BROWN	+ 0.3160	8.1028	0.0928	08.01	78.69	
Win	4	PURDIE HADFIELD	+ 0.1501	8.0932	0.0432	08.05	79.38	
	33	GRACE SMITH	+ 0.1095	9.4140	0.4140	09.00	57.24	
Win	45	DANIEL TODD	+ 0.2271	12.5803	0.1903	12.39	50.52	
	10	KATIE ELLIS	+ 0.2595	8.2476	0.0376	08.21	78.67	
Win	77	LIAM MACDONALD	+ 0.0250	8.7324	0.0324	08.70	70.93	
Win	15	DANIEL WEIR	+ 0.1420	8.0267	0.1067	07.92	79.50	
Foul	12	LUKE MUGRIDGE	- 0.0099	8.0284	0.1284	07.90	78.68	
Foul	31	NIEVE DEEVEY	- 0.0447	12.9691	-0.0109	12.98	49.95	
Win	9	HARLEY COULSELL	+ 0.2435	8.1417	0.1417	08.00	70.37	
	1966	JACQUELINE BARTLET	+ 0.1405	8.0322	0.0622	07.97	74.53	
Win	1996	LARA BARTLETT	+ 0.1887	7.9413	0.0113	07.93	80.50	

* = Disqualified

Festival of Power

TSI SYSTEM
ELIMINATION ROUND 2

2022-04-17 13:41:44

22 JUNIOR DRAGSTER

Results	CarNum	Driver	R.T.	E.T.	O/U	INDEX	MPH
Win	15	DANIEL WEIR	+ 0.0225	8.0181	0.0481	07.97	79.51
Foul	3	FREDDIE TAYLOR	- 0.0033	8.0087	0.0987	07.91	79.24
Win	11	LUKE FULTON	+ 0.0760	8.2637	0.0637	08.20	78.13
	1	HARRY REDSHAW	+ 0.2220	8.6294	0.1094	08.52	74.54
	14	KAI COOPER	+ 0.2157	9.0241	0.0341	08.99	70.79
Win	22	JAKE COOPER	+ 0.0416	9.0106	0.1106	08.90	67.24
	9	HARLEY COULSELL	+ 0.1230	8.0080	0.0680	07.94	78.53
Win	1996	LARA BARTLETT	+ 0.1374	7.9738	0.0338	07.94	80.07
Win	45	DANIEL TODD	+ 0.0545	12.5860	0.0860	12.50	50.57
	77	LIAM MACDONALD	+ 0.1006	8.7415	0.0915	08.65	73.22
Win	8	JESSICA BISHOP	+ 0.0894	7.9827	0.0327	07.95	81.66
	4	PURDIE HADFIELD	+ 0.0673	8.1827	0.1327	08.05	77.34
Foul Win	5	MACKENZIE LOVE	- 0.0142	8.3229	0.0729	08.25	77.36
	Bye	MACKENZIE LOVE	.		0.0000	00.00	0.00

* = Disqualified

Festival of Power

TSI SYSTEM
ELIMINATION ROUND 3

2022-04-17 17:16:01

22 JUNIOR DRAGSTER

Results CarNum Driver R.T. E.T. O/U INDEX MPH

	Bye	LARA BARTLETT		.	0.0000	00.00	0.00
Win	15	DANIEL WEIR	+ 0.0026	7.9874	-0.0026	07.99	79.56
	22	JAKE COOPER	+ 0.1687	8.9129	0.0129	08.90	70.02
Win	1996	LARA BARTLETT	+ 0.0783	7.9477	0.0077	07.94	80.21
Foul	11	LUKE FULTON	- 0.0039	8.2562	0.0262	08.23	78.27
Win	5	MACKENZIE LOVE	+ 0.0240	8.3103	0.0303	08.28	77.34
Foul	45	DANIEL TODD	- 0.0940	12.6114	0.0614	12.55	50.34
Win	8	JESSICA BISHOP	+ 0.1805	7.9956	0.0356	07.96	81.51

* = Disqualified

Festival of Power

TSI SYSTEM
ELIMINATION ROUND 4

2022-04-17 17:47:48

22 JUNIOR DRAGSTER

Results CarNum Driver R.T. E.T. O/U INDEX MPH

	8	JESSICA BISHOP	+ 0.0566	7.9964	0.0164	07.98	82.11
Win	5	MACKENZIE LOVE	+ 0.0103	8.3324	0.0424	08.29	76.82
Win	15	DANIEL WEIR	+ 0.1502	7.9755	0.0055	07.97	80.07
Foul	1996	LARA BARTLETT	- 0.0072	7.9219	0.0019	07.92	80.79

* = Disqualified

Festival of Power

TSI SYSTEM
ELIMINATION ROUND 5

2022-04-17 18:39:57

22 JUNIOR DRAGSTER

Results CarNum Driver R.T. E.T. O/U INDEX MPH

Foul 15 DANIEL WEIR - 0.1007 8.0460 0.0860 07.96 79.51
Win 5 MACKENZIE LOVE + 0.0651 8.3059 -0.0041 08.31 77.60

* = Disqualified

Festival of Power

TSI SYSTEM
ELIMINATION ROUND 1

2022-04-17 09:53:10

	Results	CarNum	Driver	R.T.	9 E.T.	PRO ET O/U	INDEX	MPH
Foul	526		ALLAN SCHOFIELD	- 0.0153	9.0115	0.1115	08.90	148.07
Win	909		ANDY GARNETT	+ 0.0546	11.2712	0.2112	11.06	116.51
Foul	648		JON TURNER	- 0.0213	10.0364	0.0764	09.96	136.02
Win	1420		WILLIAM CLARK	+ 0.1515	10.0727	0.2727	09.80	125.53
Win	207		DAVID RUDD	+ 0.0850	9.8790	0.0090	09.87	130.52
	772		WARREN WATTS	+ 0.4465	9.0762	0.0262	09.05	148.15
Win	95		DAN HOLLOWAY	+ 0.1606	9.3259	0.3259	09.00	121.72
	915		DANIEL FULTON	+ 0.2222	10.3884	0.3884	10.00	127.32
Win	495		GEOFF COWLEY	+ 0.1102	9.4725	0.1725	09.30	134.05
	225		CHLOE WILKINS	+ 0.1615	9.3320	0.1120	09.22	143.42
Win	85		MARC HUXLEY	+ 0.0311	10.1082	0.1082	10.00	120.10
	333		DALTON SCARLETT	+ 0.0246	10.1564	0.1464	10.01	124.85
Win	864		ALAN MEDLEY	+ 0.0354	10.6619	0.0919	10.57	125.09
	938		KIERAN TURNER	.	.	-9.8900	09.89	0.00
Win	157		RONNIE MERCER	+ 0.1358	8.9345	0.1145	08.82	139.82
	205		BOB MOLDEN	+ 0.3147	9.4218	-0.0282	09.45	136.13
	164		MARIE MILLS	+ 0.2504	10.6676	0.2676	10.40	110.41
Win	2025		BRETT FEATHERSTONE	+ 0.2573	9.6199	0.0999	09.52	127.29
	1		LEE HUXLEY	.	.	-9.5700	09.57	0.00
Win	22		DAVE FULTON	+ 0.2021	9.5907	0.1207	09.47	139.05
	569		LEIGH MORRIS	+ 0.0722	10.2132	0.1132	10.10	130.89
Win	541		SIMON GOUGH	+ 0.0756	8.6968	0.1068	08.59	155.22
	602		PETE DODD	+ 0.1464	9.2014	0.0214	09.18	146.67
Win	595		JOHN BEAN	+ 0.0944	9.5573	0.0473	09.51	144.83
	2001		TOM KAYE	+ 0.1292	10.2875	-0.1425	10.43	118.56
Win	706		MASON GRIFFITHS	+ 0.0568	9.2232	0.0732	09.15	143.41
Win	554		AMY WATKINS	+ 0.0567	9.5005	0.0305	09.47	142.02
	79		DAVE CHERRETT	+ 0.0222	10.2061	0.2061	10.00	105.41
Win	1966		ADRIAN PORTELLI	+ 0.0890	10.7607	0.0307	10.73	124.09
	459		BAYLEE ASHDOWN	+ 0.1414	11.1572	0.6372	10.52	105.65
Win	34		STUART THOMPSON	+ 0.1734	10.1321	0.3321	09.80	109.10
	1089		NICK MUGRIDGE	+ 0.1143	13.3010	1.3310	11.97	107.91

* = Disqualified

Festival of Power

TSI SYSTEM
ELIMINATION ROUND 2

2022-04-17 13:34:45

Results	CarNum	Driver	R.T.	E.T.	9 PRO ET O/U	INDEX	MPH
Win	706	MASON GRIFFITHS	+ 0.0153	9.2681	0.0781	09.19	132.43
	1966	ADRIAN PORTELLI	+ 0.1478	10.8282	0.0982	10.73	124.15
	225	CHLOE WILKINS	+ 0.1740	9.2297	0.0097	09.22	144.75
Win	541	SIMON GOUGH	+ 0.0442	8.7156	0.0356	08.68	148.17
	95	DAN HOLLOWAY	+ 0.0544	9.0700	0.0300	09.04	143.36
	909	ANDY GARNETT	+ 0.0675	11.1027	0.0427	11.06	119.56
	34	STUART THOMPSON	+ 0.2016	9.8829	0.0529	09.83	135.20
	864	ALAN MEDLEY	+ 0.1891	10.7019	0.1319	10.57	124.15
	207	DAVID RUDD	+ 0.2166	9.8602	-0.0098	09.87	136.07
Win	554	AMY WATKINS	+ 0.0981	9.5961	0.0561	09.54	136.10
	157	RONNIE MERCER	+ 0.0510	8.9285	0.0685	08.86	142.46
	22	DAVE FULTON	+ 0.1392	9.5240	-0.0060	09.53	140.31
	1420	WILLIAM CLARK	+ 0.0208	9.8435	0.0135	09.83	134.40
Foul	85	MARC HUXLEY	- 0.0730	10.1421	0.1421	10.00	130.58
	2025	BRETT FEATHERSTONE	+ 0.0156	9.5681	0.0181	09.55	133.65
	595	JOHN BEAN	+ 0.1071	9.5196	-0.0204	09.54	144.38

* = Disqualified

Festival of Power

TSI SYSTEM
ELIMINATION ROUND 3

2022-04-17 15:46:57

Results	CarNum	Driver	R.T.	E.T.	9 PRO ET O/U	INDEX	MPH
Win	2025	BRETT FEATHERSTONE	+ 0.0773	9.5610	0.0210	09.54	134.81
	34	STUART THOMPSON	+ 0.0811	9.8843	0.0543	09.83	138.18
	157	RONNIE MERCER	+ 0.2267	.	-8.8500	08.85	0.00
Win	541	SIMON GOUGH	+ 0.0261	8.7204	0.0404	08.68	143.44
	554	AMY WATKINS	+ 0.2470	9.4597	-0.0803	09.54	141.17
Win	706	MASON GRIFFITHS	+ 0.0257	9.1857	-0.0043	09.19	142.08
Win	1420	WILLIAM CLARK	+ 0.0533	9.8674	0.0374	09.83	118.24
	95	DAN HOLLOWAY	+ 0.0811	9.2326	0.1926	09.04	131.03

* = Disqualified

Festival of Power

TSI SYSTEM
ELIMINATION ROUND 4

2022-04-17 17:49:16

Results CarNum Driver R.T. E.T. O/U INDEX MPH

Win	2025	BRETT FEATHERSTONE	+ 0.1173	9.5428	0.0028	09.54	138.95
Foul	706	MASON GRIFFITHS	- 0.0027	9.2414	0.0614	09.18	142.11
Win	541	SIMON GOUGH	- 0.1245	8.6908	0.0208	08.67	155.19
Foul	1420	WILLIAM CLARK	- 0.0049	13.4334	3.6334	09.80	84.40

* = Disqualified

Festival of Power

TSI SYSTEM
ELIMINATION ROUND 5

2022-04-17 18:27:02

Results CarNum Driver R.T. E.T. O/U INDEX MPH

Win 2025 BRETT FEATHERSTONE + 0.0102 9.5800 0.0400 09.54 139.38
541 SIMON GOUGH + 0.0087 8.6658 -0.0142 08.68 154.69

* = Disqualified

Festival of Power

TSI SYSTEM
ELIMINATION ROUND 1

2022-04-17 11:03:21

	Results	CarNum	Driver	R.T.	E.T.	10 O/U	SPORTSMAN INDEX	ET MPH
Win	483		CLIVE DANDRIDGE	+ 0.0958	13.1213	0.1913	12.93	89.96
	33		CHRIS CRESWELL	+ 0.0610	15.7431	0.3431	15.40	81.96
	997		DOMINIC HENSMAN	+ 0.2375	16.2682	0.2682	16.00	85.21
Win	919		CHRIS REDSHAW	+ 0.1834	15.7697	0.1997	15.57	89.04
	4189		JANE MCCREADY	+ 0.8425	15.9820	0.2720	15.71	78.81
Win	816		FELICITY GIBBS	+ 0.3190	17.3536	0.2536	17.10	73.70
Win	83		CHRISTOPHER LAYRAM	+ 0.3977	12.7544	0.1044	12.65	97.31
	19		STEVEN MELLORS	+ 0.5140	15.9040	0.2940	15.61	86.49
Foul	68		STEF PATEMAN	- 0.0168	14.2866	0.4266	13.86	87.18
Win	387		GEORGINA SMITH	+ 0.1949	16.0415	0.1915	15.85	86.49
Win	863		GILL MEDLEY	+ 0.3851	12.5042	0.0142	12.49	108.55
	107		TROY ATTREE	+ 0.2921	15.1809	0.6809	14.50	94.81
	Bye	ÄÄÄ	TROY ATTREE	.		-1.20000	12.00	0.00
Win	327		STEPHEN WEST	+ 0.0042	17.5043	-0.0057	17.51	76.68
Win	15		KIRSTY TRAMM	+ 0.1620	14.2242	0.0742	14.15	92.74
	5		HOLLY WALTERS	+ 0.2175	15.5160	-0.0040	15.52	91.20
	236		DEBBIE TAYLOR	+ 0.1823	15.3660	0.3660	15.00	89.96
Win	167		GARY LAKE	+ 0.1800	14.3138	0.2138	14.10	89.76
	48		ASHLEY SYMONS	+ 1.0188	14.0825	0.3425	13.74	104.06
Win	25		BRIAN HUXLEY	+ 0.1063	18.9232	0.0432	18.88	69.86
Foul	864		ALAN MEDLEY	- 0.3254	14.0459	0.4259	13.62	98.81
Win	479		ASHLEIGH CLARK	- 0.1483	12.2083	0.2083	12.00	120.81

* = Disqualified

Festival of Power

TSI SYSTEM
ELIMINATION ROUND 2

2022-04-17 14:11:19

10 SPORTSMAN ET

Results CarNum Driver R.T. E.T. O/U INDEX MPH

Foul Win	167	GARY LAKE	+ 0.0957	14.0634	-0.0366	14.10	95.67
	Bye	GARY LAKE	.		-1.20000	12.00	0.00
Win	919	CHRIS REDSHAW	+ 0.2615	15.5941	0.0241	15.57	89.07
	387	GEORGINA SMITH	+ 0.3037	15.8494	-0.0506	15.90	88.85
	15	KIRSTY TRAMM	+ 0.2707	14.2598	0.0998	14.16	92.93
Win	327	STEPHEN WEST	+ 0.1675	17.5342	0.0642	17.47	76.19
Foul	483	CLIVE DANDRIDGE	+ 0.0467	12.8709	0.0909	12.78	103.35
Win	479	ASHLEIGH CLARK	+ 0.0460	12.2976	0.2976	12.00	118.97
Win	863	GILL MEDLEY	+ 0.3570	12.5173	0.0273	12.49	109.60
	83	CHRISTOPHER LAYRAM	+ 0.6924	12.6502	0.0702	12.58	106.90
	816	FELICITY GIBBS	+ 0.2255	17.1167	-0.0433	17.16	79.37
Win	25	BRIAN HUXLEY	+ 0.2227	18.8668	-0.0132	18.88	72.99

* = Disqualified

Festival of Power

TSI SYSTEM
ELIMINATION ROUND 3

2022-04-17 15:50:07

Results CarNum Driver R.T. E.T. O/U INDEX MPH

Win	919	CHRIS REDSHAW	+ 0.0004	15.5169	-0.0631	15.58	89.08
Foul	863	GILL MEDLEY	- 0.0855	12.4796	-0.0104	12.49	109.74
Win	327	STEPHEN WEST	+ 0.1350	17.4521	-0.0579	17.51	76.67
	479	ASHLEIGH CLARK	+ 0.0951	11.6371	-0.5629	12.20	123.81
	167	GARY LAKE	+ 0.1515	14.0247	-0.0353	14.06	95.87
Win	25	BRIAN HUXLEY	+ 0.0993	18.9464	0.0864	18.86	72.99

* = Disqualified

Festival of Power

TSI SYSTEM
ELIMINATION ROUND 4

2022-04-17 17:37:48

Results CarNum Driver R.T. E.T. O/U INDEX MPH

	327	STEPHEN WEST	+ 0.1125	17.4929	0.0429	17.45	76.54
Win	25	BRIAN HUXLEY	+ 0.0647	18.9540	0.0440	18.91	72.52
Win	919	CHRIS REDSHAW	+ 0.2140	15.7005	0.1705	15.53	88.72
	Bye	CHRIS REDSHAW	.		-1.20000	12.00	0.00

* = Disqualified

Festival of Power

TSI SYSTEM
ELIMINATION ROUND 5

2022-04-17 18:41:26

Results CarNum Driver R.T. E.T. O/U INDEX MPH

Win 919 CHRIS REDSHAW + 0.1588 15.8250 0.2350 15.59 88.73
25 BRIAN HUXLEY + 0.1468 18.9010 -0.0090 18.91 71.49

* = Disqualified

Festival of Power

TSI SYSTEM
ELIMINATION ROUND 1

2022-04-17 10:22:50

	Results	CarNum	Driver	R.T.	8 E.T.	SUPER O/U	PRO INDEX	ET MPH
Win	324		JOHN TEBENHAM	+ 0.0566	9.0011	0.0411	08.96	147.10
	Bye	ÄÄÄ	JOHN TEBENHAM	.	.	-6.0000	06.00	0.00
Win	3001		SCOTT HAUSER	+ 0.1080	7.3698	0.0498	07.32	179.22
Foul	200		STEVE JOHNSON	- 0.0617	12.4845	5.4845	07.00	96.65
	449		PEL NORMAN	+ 0.1482	7.7487	0.0387	07.71	156.86
Win	96		JOE KELLETT	+ 0.0766	7.8723	0.0923	07.78	167.86
	22		ANDY HADFIELD	+ 0.1712	8.0635	-0.0565	08.12	164.22
Win	90		BILLY GANE	+ 0.0442	8.5956	0.0256	08.57	159.61
Win	1		BARRY GILES	+ 0.1054	7.9198	0.5198	07.40	138.53
	5		JOHN ATKINSON	+ 0.0846	21.2132	12.7232	08.49	90.10
Foul	543		JACK BREWSTER	- 0.1114	7.9172	0.9172	07.00	166.65
Win	1969		COLLIN MORRICE	+ 0.1320	9.0927	0.1027	08.99	150.06
Win	68		BRIAN PATEMAN	+ 0.0063	8.9243	0.0643	08.86	153.63
	539		AARON FENSOME	.	.	-6.0000	06.00	0.00
Foul	700		PHIL TOPPIN	- 0.0087	8.8187	0.0887	08.73	152.06
Win	308		MARK TURNER	+ 0.0085	8.5025	0.1025	08.40	157.37
	66		IAN BROWN	+ 0.0944	7.8038	0.0738	07.73	175.74
Win	881		PETER WALTERS	+ 0.1195	7.5129	0.0129	07.50	175.70
Win	105		RON BARTLETT	+ 0.1357	8.3117	0.1017	08.21	160.15
	782		DAVID RUSSELL	+ 0.1884	8.8278	0.0878	08.74	151.07
Foul	914		LEE DARBY	- 0.0130	8.7668	0.3668	08.40	151.59
Win	474		ASHLEY BELL	+ 0.2347	8.9082	0.1182	08.79	139.91
Win	315		ROBERT DOYLE	+ 0.0623	8.8168	0.1668	08.65	151.03
	212		PAUL MARSTON	.	.	-6.0000	06.00	0.00
	450		MARK BAILEY	+ 0.1497	8.7443	0.0243	08.72	153.08
Win	59		CALLUM SWINCHATT	+ 0.0557	8.9331	0.0431	08.89	142.55

* = Disqualified

Festival of Power

TSI SYSTEM
ELIMINATION ROUND 2

2022-04-17 13:20:34

				8 SUPER PRO ET			
Results	CarNum	Driver	R.T.	E.T.	O/U	INDEX	MPH
Foul	324	JOHN TEBENHAM	- 0.0721	8.9984	0.0184	08.98	147.10
Win	881	PETER WALTERS	+ 0.0750	7.5692	0.0592	07.51	160.16
	1	BARRY GILES	+ 0.0366	7.4589	0.0789	07.38	171.07
Win	474	ASHLEY BELL	+ 0.0634	8.8574	0.0474	08.81	150.62
Foul	1969	COLLIN MORRICE	- 0.0503	8.9923	0.0023	08.99	150.04
Win	105	RON BARTLETT	+ 0.0244	8.2356	-0.0044	08.24	163.03
Foul	3001	SCOTT HAUSER	- 0.0157	7.3525	0.0125	07.34	179.93
Win	315	ROBERT DOYLE	+ 0.1327	8.7083	-0.1517	08.86	151.08
Win	68	BRIAN PATEMAN	+ 0.0150	8.9588	0.0188	08.94	143.86
	90	BILLY GANE	+ 0.0546	8.5809	0.0009	08.58	160.71
	Bye	BILLY GANE	.		-6.0000	06.00	0.00
Foul Win	96	JOE KELLETT	- 0.0213	7.8158	0.0358	07.78	169.13
Win	308	MARK TURNER	+ 0.0856	8.4990	0.0690	08.43	148.07
	59	CALLUM SWINCHATT	+ 0.0797	8.9841	0.0841	08.90	139.48

* = Disqualified

Festival of Power

TSI SYSTEM
ELIMINATION ROUND 3

2022-04-17 15:37:40

				8 SUPER PRO ET			
Results	CarNum	Driver	R.T.	E.T.	O/U	INDEX	MPH
Win	68	BRIAN PATEMAN	+ 0.0970	8.9793	0.0393	08.94	143.82
Foul	881	PETER WALTERS	- 0.0084	7.4974	-0.0126	07.51	176.32
	105	RON BARTLETT	+ 0.1206	8.2131	-0.0269	08.24	164.23
Win	474	ASHLEY BELL	+ 0.1226	8.8014	-0.0086	08.81	153.65
	Bye	ASHLEY BELL		.	-6.0000	06.00	0.00
Win	308	MARK TURNER	+ 0.2355	8.4303	0.0103	08.42	157.36
	315	ROBERT DOYLE	+ 0.2855	8.6652	-0.0848	08.75	151.04
Win	96	JOE KELLETT	+ 0.0657	7.8745	0.0745	07.80	153.64

* = Disqualified

Festival of Power

TSI SYSTEM
ELIMINATION ROUND 4

2022-04-17 17:41:40

Results CarNum Driver R.T. E.T. O/U INDEX MPH

474 ASHLEY BELL + 0.0832 8.7900 -0.0200 08.81 153.62
Win 96 JOE KELLETT + 0.0235 7.8453 0.0453 07.80 168.49
68 BRIAN PATEMAN + 0.0497 8.9713 0.0313 08.94 147.11
Win 308 MARK TURNER + 0.0473 8.4457 0.0257 08.42 154.68

* = Disqualified

Festival of Power

TSI SYSTEM
ELIMINATION ROUND 5

2022-04-17 18:32:24

Results CarNum Driver R.T. E.T. O/U INDEX MPH

Win 96 JOE KELLETT + 0.0567 7.8730 0.0730 07.80 168.54
308 MARK TURNER + 0.1041 8.4481 0.0281 08.42 157.41

* = Disqualified

Festival of Power

TSI SYSTEM
ELIMINATION ROUND 1

2022-04-17 11:16:02

24 VW SPORTSMAN

Results	CarNum	Driver	R.T.	E.T.	O/U	INDEX	MPH
Foul	511	DANIEL BOUCHER	- 0.1306	12.9524	-0.1476	13.10	101.72
Win	354	PHILIP JONES	+ 0.1595	15.5587	0.5587	15.00	91.18
	48	EMMA SADLER	+ 0.8292	15.3991	-1.1009	16.50	86.85
Win	623	JERRY SADLER	+ 0.3758	16.3298	-0.1702	16.50	74.68
Win	83	DARREN WALSH	- 0.1435	16.7557	0.1557	16.60	78.67
Foul	326	MORGAN WILSON	- 0.1205	17.9538	-0.0462	18.00	72.05
	172	HAZEL CARTER	+ 0.1992	16.1062	0.6062	15.50	80.79
Win	493	JON GALLANT	+ 0.2811	18.0642	0.1142	17.95	80.21
Foul	355	CONNOR JONES	- 0.0765	20.5649	0.5649	20.00	61.53
Win	487	STEVE METCALF	+ 0.0810	16.8443	0.1443	16.70	76.55
	77	MARTIN AYTON	+ 0.1840	16.6982	-0.1518	16.85	75.01
Win	333	POLLY JUDGE	+ 0.5333	16.3840	0.5340	15.85	87.17
Win	748	JON CRAWFORD	+ 0.4462	16.4399	0.4499	15.99	75.01
	255	RHYS FINNEY	+ 0.5410	17.2620	0.3620	16.90	78.00
	575	LOWRI ANSLOW	+ 0.3522	16.0296	0.4296	15.60	91.80
Win	454	LAURENCE CLARK	+ 0.5616	13.6768	0.0968	13.58	88.18
Win	220	JAKE FRONDA	+ 0.2384	19.0542	0.5242	18.53	69.92
	272	NIGEL GREGSON	+ 0.3511	16.8525	0.7525	16.10	84.56
Win	105	JUSTIN FOLLEY	+ 0.1894	15.2754	-0.0446	15.32	78.01
	131	BRUCE HARVEY	+ 0.2934	18.0777	-0.2223	18.30	74.17
	360	IAN DANCE	.	.	-1.29900	12.99	0.00
Foul Win	566	PAUL ROBINSON	- 0.0824	14.9697	0.3397	14.63	92.49

* = Disqualified

Festival of Power

TSI SYSTEM
ELIMINATION ROUND 2

2022-04-17 14:32:07

24 VW SPORTSMAN

Results	CarNum	Driver	R.T.	E.T.	O/U	INDEX	MPH
	83	DARREN WALSH	+ 0.5507	17.1549	0.5449	16.61	75.39
Win	487	STEVE METCALF	+ 0.3662	16.7925	0.0425	16.75	76.83
	748	JON CRAWFORD	+ 0.3372	15.6909	-0.2991	15.99	80.50
Win	493	JON GALLANT	+ 0.3035	17.3396	-0.6104	17.95	81.52
	354	PHILIP JONES	+ 0.2355	15.2912	0.2912	15.00	90.87
Win	623	JERRY SADLER	+ 0.5892	16.2538	0.0538	16.20	87.15
	105	JUSTIN FOLLEY	+ 0.5277	15.4448	0.4448	15.00	90.14
Win	220	JAKE FRONDA	+ 0.4694	18.6557	0.1257	18.53	75.03
	566	PAUL ROBINSON	+ 0.2460	14.7596	0.1296	14.63	92.88
Win	Bye	PAUL ROBINSON	.		0.0000	00.00	0.00
	333	POLLY JUDGE	+ 0.3841	15.9474	0.0974	15.85	83.63
Win	454	LAURENCE CLARK	+ 0.4548	13.6137	0.0337	13.58	95.63

* = Disqualified

Festival of Power

TSI SYSTEM
ELIMINATION ROUND 3

2022-04-17 15:58:48

24 VW SPORTSMAN

Results CarNum Driver R.T. E.T. O/U INDEX MPH

Win	220	JAKE FRONDA	+ 0.1846	18.6062	0.0762	18.53	74.90
	487	STEVE METCALF	+ 0.1347	16.7005	-0.0495	16.75	77.21
	354	PHILIP JONES	+ 0.2378	14.7970	-0.2030	15.00	90.69
Win	566	PAUL ROBINSON	+ 0.0573	14.7385	0.0085	14.73	93.26
	333	POLLY JUDGE	+ 0.2477	16.1198	0.2698	15.85	85.86
Win	748	JON CRAWFORD	+ 0.1151	16.1693	0.3793	15.79	83.31

* = Disqualified

Festival of Power

TSI SYSTEM
ELIMINATION ROUND 4

2022-04-17 17:39:02

24 VW SPORTSMAN

Results CarNum Driver R.T. E.T. O/U INDEX MPH

Win	748	JON CRAWFORD	+ 0.0185	18.3313	2.4813	15.85	52.03
Foul	566	PAUL ROBINSON	- 0.0534	14.7644	0.0344	14.73	93.06
Win	220	JAKE FRONDA	+ 0.1371	18.5969	0.0669	18.53	74.97
	Bye	JAKE FRONDA	.		0.0000	00.00	0.00

* = Disqualified

Festival of Power

TSI SYSTEM
ELIMINATION ROUND 5

2022-04-17 18:40:40

24 VW SPORTSMAN

Results CarNum Driver R.T. E.T. O/U INDEX MPH

Win	220	JAKE FRONDA	+ 0.3311	18.8380	0.3080	18.53	66.41
	748	JON CRAWFORD	+ 0.3352	17.6123	0.9123	16.70	68.47

* = Disqualified

Festival of Power

 TSI RACENET SYSTEM
 DRIVER'S FINAL PAIRS SHEET
 17/04/2022 18:48:18

CAR #	DRIVER	RT	60 FT	330 FT	1/8 ET	1/8 MPH	1/4 ET	1/4 MPH	INDEX	LANE	RESULTS
PRO MODIFIED											
570	NICK DAVIS	+ 0.0931	1.0172	2.6864	3.9897	190.44	6.0355	237.76	00.00	Left	
1971	MICHEL TOOREN	+ 0.0591	.9701	2.5959	3.8835	191.00	6.0624	230.20	00.00	Right	WINNER
FUNNY CAR (1000')											
4250	STEVE ASHDOWN	+ 1.4038	-.1895	1.4977	3.4698	109.34	5.7253	98.39	00.00	Left	
1020	KEVIN CHAPMAN	+ 0.3336	.9074	2.3551	3.5594	180.99	4.9402	159.69	00.00	Right	WINNER
SUPER COMP											
314	STEVEN HUDSON	+ 0.0003	1.2584	3.5639	5.5692	121.77	8.9037	136.87	08.90	Left	WINNER
1	LEAH KELLETT	+ 0.0686	1.2788	3.8374	5.8872	124.90	8.9155	164.86	08.90	Right	
SUPER GAS											
69	JON MORTON	+ 0.0111	1.3580	4.4112	6.6927	113.50	9.9902	153.11	09.90	Left	WINNER
990	ANDY DIBLEY	+ 0.0854	1.2554	4.3171	6.5297	115.06	9.9170	142.57	09.90	Right	
OUTLAW ANGLIA											
507	JON WEBSTER	+ 0.0278	1.1003	3.0976	4.8294	138.94	8.3689	115.24	00.00	Left	WINNER
7	ROB STONE	+ 0.1434	1.1528	3.3671	5.2668	129.16	8.3613	156.86	00.00	Right	
SUPER PRO ET											
96	JOE KELLETT	+ 0.0567	1.1191	3.1959	4.9837	137.26	7.8730	168.54	07.80	Left	WINNER
308	MARK TURNER	+ 0.1041	1.1869	3.4465	5.3620	128.37	8.4481	157.41	08.42	Right	
PRO ET											
2025	BRETT FEATHERSTONE	+ 0.0102	1.3934	3.9181	6.0796	113.21	9.5800	139.38	09.54	Left	WINNER
541	SIMON GOUGH	+ 0.0087	1.2325	3.5587	5.5185	125.87	8.6658	154.69	08.68	Right	1st Finish
SPORTSMAN ET											
919	CHRIS REDSHAW	+ 0.1588	2.3092	6.7433	10.2612	70.12	15.8250	88.73	15.59	Left	WINNER
25	BRIAN HUXLEY	+ 0.1468	2.8172	7.9864	12.2163	58.79	18.9010	71.49	18.91	Right	1st Finish
STREET ELIMINATOR											
162	ALAN MCSWEENEY	+ 0.2167	1.1848	4.1723	7.2059	79.38	12.3754	91.62	00.00	Left	
666	ANDY BOND	+ 0.1662	1.2143	3.1503	4.6532	166.08	6.9995	209.92	00.00	Right	WINNER
COMP ELIMINATOR											
61	SPENCER TRAMM	+ 0.0588	1.4336	4.3312	6.8489	96.92	11.1445	100.35	11.55	Left	WINNER
8608	DAN WILLAIMS	- 0.0198	1.4063	3.8799	6.1514	103.24	10.8266	91.57	10.61	Right	
TOP FUEL BIKE											
2	AL SMITH								00.00	Left	NO CAR
1	STEVE WOOLLATT	+ 0.1751	1.0953	2.8140	4.1751	181.88	6.4462	192.11	00.00	Right	WINNER
FUNNY BIKE											
14	LOUIS DAVIS								00.00	Left	NO CAR
1	STUART CRANE	+ 0.0951	1.0374	2.6966	4.0675	174.86	6.3251	213.77	00.00	Right	WINNER
ET BIKE											
1102	CARL HESTER	+ 0.4082	2.1059	4.9378	7.2893	102.88	11.1772	125.09	10.95	Left	
1	PHIL PRATT	+ 0.1505	1.4747	3.8547	5.8563	122.17	9.2448	127.65	09.08	Right	WINNER
COMP BIKE											
2	CHRIS NEARY	+ 0.0961	1.3480	3.4470	5.2302	136.03	8.0327	176.45	00.00	Left	WINNER
18	JORDAN KENWAY	+ 0.0943	1.3653	3.5807	5.3750	138.61	8.2752	164.27	00.00	Right	

Festival of Power

 TSI RACENET SYSTEM
 DRIVER'S FINAL PAIRS SHEET
 17/04/2022 18:48:18

CAR #	DRIVER	RT	60 FT	330 FT	1/8 ET	1/8 MPH	1/4 ET	1/4 MPH	INDEX	LANE	RESULTS
SUPER STREET BIKE											
68	DANIEL D. LENCSES	- 0.0003	1.2637	3.3155	5.8713	83.33	12.1098	64.16	00.00	Left	
1	STEVE VENABLES	+ 0.0634	1.2562	3.1669	4.6328	171.65	6.8967	214.82	00.00	Right	WINNER
9.50 BIKE											
69	PHILIP HARRISON	+ 0.1642	1.6760	4.2408	6.2972	119.16	9.6236	145.28	09.50	Left	
1	RICHARD SAWATZKI	+ 0.1386	1.5621	4.0878	6.1868	116.53	9.6467	129.57	09.50	Right	WINNER
NOSTALGIA FC											
1	RICHARD SAWATZKI								00.00	Left	NO CAR
1	TONY BETTS	+ 0.2865	1.0635	2.7415	4.0756	186.40	6.1612	233.76	00.00	Right	WINNER
8.50 BIKE											
874	KEITH WRIGHT	+ 0.0622	1.8710	4.4496	6.3485	130.96	9.3142	165.45	08.50	Left	
218	STACEY REED	+ 0.1603	1.3594	3.4943	5.3361	132.20	8.7452	120.92	08.50	Right	WINNER
JUNIOR DRAG BIKE											
1	HOLLIE KING	+ 0.1544	2.2933	7.1983	11.7026	50.98			11.55	Left	WINNER
2	CASEY HOLGATE	+ 0.4421	2.0001	5.6376	8.7397	78.61			08.30	Right	
JUNIOR DRAGSTER											
15	DANIEL WEIR	- 0.1007	1.6930	5.0268	8.0460	79.51			07.96	Left	1st Finish
5	MACKENZIE LOVE	+ 0.0651	1.7739	5.2120	8.3059	77.60			08.31	Right	WINNER
VW PRO											
281	DAVE CROWHURST	+ 0.5062	1.3608	4.0529	6.2001	115.48	9.6834	143.82	09.65	Left	WINNER
112	JACOB BAILEY	+ 0.4462							09.99	Right	
VW SPORTSMAN											
220	JAKE FRONDA	+ 0.3311	2.7967	7.9216	12.0865	59.19	18.8380	66.41	18.53	Left	WINNER
748	JON CRAWFORD	+ 0.3352	2.3840	7.1909	11.2098	61.92	17.6123	68.47	16.70	Right	

----- TSI RACENET SYSTEM END OF PRINT -----